ARK

水分分离器 Water Separator KAMG /主路过滤器 Mail Line Filter KAFF /油雾分离器 Oil Mist Separator KAM/ 微雾分离器 Micro Mist Separator KAMD /微雾分离器带前置过滤 Micro Mist Separator with Prefilter KAMH

KAMG/KAFF/KAM /KAMD/KAMH

型号 Model	接管口径 Port Size Rc(PT)	额定流量 Flow Rate (l/min) KAMG	KAFF	KAM	KAMD	KAMH	工作压力范围 Operating Pressure Range
150	1/8"	300	300	300	200	200	0.15~1.0 MPa
250	1/4"	750	750	750	500	500	
350	3/8",1/2"	1500	1500	1500	1000	1000	
450	3/4"	2200	2200	2200	2000	2000	
550	3/4",1"	3500	3500	3500	3500	3500	
650	1 1/2"	6000	6000	6000	6000	6000	
850	1 1/2",2"	12000	12000	12000	12000	12000	
过滤精度	Filtration	99% 除水率 Removal rate of water	1 μm	0.1 μm	0.01 μm	0.01 μm	

空气过滤器组合 F.R.L. Combinations

三联件 Air Filter + Regulator + Lubricator

KAF+KAR+KAL

型号 Model 手动排水型 Manual Drain	自动排水型 Auto Drain	组件 Components 过滤器 Air Filter	调压阀 Regulator	油雾器 Lubricator	额定流量 Flow Rate (l/min)	接管口径 Port Size Rc(PT)	压力表口径 Gauge Port Size Rc(PT)	支架(2件) Bracket (2 pcs.)
KAC100-M5	KAC100-M5D	KAF100	KAR100	KAL100	75	M5	1/16"	B11T
KAC200-01	KAC200-01D	KAF200	KAR200	KAL200	550	1/8"	1/8"	B21T
KAC200-02	KAC200-02D	KAF200	KAR200	KAL200	550	1/4"	1/8"	B21T
KAC300-02	KAC300-02D	KAF300	KAR300	KAL300	1500	1/4"	1/8"	B31T
KAC300-03	KAC300-03D	KAF300	KAR300	KAL300	1500	3/8"	1/8"	B31T
KAC400-04	KAC400-04D	KAF400	KAR400	KAL400	3660	1/2"	1/4"	B41T-04
KAC400-06	KAC400-06D	KAF400	KAR400	KAL400	4000	3/4"	1/4"	B41T-06
KAC600-06	KAC600-06D	KAF600	KAR600	KAL600	3150	3/4"	1/4"	B61T
KAC600-10	KAC600-10D	KAF600	KAR600	KAL600	3150	1"	1/4"	B61T

二联件 Filter Regulator + Lubricator

KAW+KAL

型号 Model 手动排水型 Manual Drain	自动排水型 Auto Drain	组件 Components 过滤调压阀 Filter Regulator	油雾器 Lubricator	接管口径 Port Size Rc(PT)	压力表口径 Gauge Port Size Rc(PT)	支架 Bracket
KAC110-M5	KAC110-M5	KAW100	KAL100	M5	1/16"	B11T
KAC210-01	KAC210-01D	KAW200	KAL200	1/8"	1/8"	B21T
KAC210-02	KAC210-02D	KAW200	KAL200	1/4"	1/8"	B21T
KAC310-02	KAC310-02D	KAW300	KAL300	1/4"	1/8"	B31T
KAC310-03	KAC310-03D	KAW300	KAL300	3/8"	1/8"	B31T
KAC410-04	KAC410-04D	KAW400	KAL400	1/2"	1/4"	B41T-04
KAC610-06	KAC610-06D	KAW600	KAL600	3/4"	1/4"	B61T
KAC610-10	KAC610-10D	KAW600	KAL600	1"	1/4"	B61T

ARK

空气管道元件 Air Pipe Line Components

空气过滤器 Air Filter

KAF

型号 Model		额定流量 Flow Rate (l/min)	接管口径 Port Size Rc(PT)	支架 Bracket	过滤精度 Filtration
手动排水型 Manual Drain	自动排水型 Auto Drain				
KAF100-M5	KAF100-M5D	200	M5	-	10 μm (可选 Option: 2/5/20/40 μm)
KAF200-01	KAF200-01D (Df)	1030	1/8"	B200	
KAF200-02	KAF200-02D	1030	1/4"	B200	
KAF300-02	KAF300-02D	2300	1/4"	B300	
KAF300-03	KAF300-03D	2300	3/8"	B300	
KAF400-04	KAF400-04D	6000	1/2"	B400	
KAF400-06	KAF400-06D	8500	3/4"	B400	
KAF600-06	KAF600-06D	13300	3/4"	B600	
KAF600-10	KAF600-10D	13300	1"	B600	

调压阀 Regulator

KAR

型号 Model	额定流量 Flow Rate (l/min)	接管口径 Port Size Rc(PT)	压力表口径 Gauge Port Size Rc(PT)	支架 Bracket
KAR100-M5	110	M5	1/16"	B120
KAR200-01	540	1/8"	1/8"	B220
KAR200-02	500	1/4"	1/8"	B220
KAR300-02	2750	1/4"	1/8"	B320
KAR300-03	2750	3/8"	1/8"	B320
KAR400-04	4800	1/2"	1/4"	B420
KAR400-06	4000	3/4"	1/4"	B420
KAR600-06	6000	3/4"	1/4"	B600
KAR600-10	6000	1"	1/4"	B600

小型调压阀 Minitype Regulator

KAR20S

型号 Model	额定流量 Flow Rate (l/min)	接管口径 Port Size Rc(PT)	压力表口径 Gauge Port Size Rc(PT)
KAR20S	700	1/8", 1/4"	1/8"

注: 压力调整范围可选: 0.15~2 bar, 0.5~4 bar, 0.5~7 bar, 0.5~10 bar
Note: Optional regulating pressure range: 0.15~2 bar, 0.5~4 bar, 0.5~7 bar, 0.5~10 bar.

油雾器 Lubricator

KAL

型号 Model	接管口径 Port Size Rc(PT)	支架 Bracket
KAL100-M5	M5	-
KAL200-01	1/8"	B100
KAL200-02	1/4"	B200
KAL300-02	1/4"	B300
KAL300-03	3/8"	B300
KAL400-04	1/2"	B400
KAL400-06	3/4"	B400
KAL600-06	3/4"	B600
KAL600-10	1"	B600

ARK

空气管道元件 Air Pipe Line Components

过滤器带调压阀 Filter Regulator

KAW

型号 Model		接管口径 Port Size Rc(PT)	压力表口径 Gauge Port Size Rc(PT)	支架 Bracket	过滤精度 Filtration
手动排水型 Manual Drain	自动排水型 Auto Drain				
KAW100-M5	KAW100-M5D	M5	1/16"	B120	10 μm (可选 Option：2/5/20/40 μm)
KAW200-01	KAW200-01D(Df)	1/8"	1/8"	B220	
KAW200-02	KAW200-02D(Df)	1/4"	1/8"	B220	
KAW300-02	KAW300-02D	1/4"	1/8"	B320	
KAW300-03	KAW300-03D	3/8"	1/8"	B320	
KAW400-04	KAW400-04D	1/2"	1/4"	B420	
KAW400-06	KAW400-06D	3/4"	1/4"	B420	
KAW600-06	KAW600-06D	3/4"	1/4"	B622	
KAW600-10	KAW600-10D	1"	1/4"	B622	

油雾分离器带调压阀 微雾分离器带调压阀 Oil Mist/ Micro Mist Separator Regulator

KAWM/KAWD

型号 Model		接管口径 Port Size Rc(PT)	支架 Bracket	过滤精度Filtration
手动排水型 Manual Drain	自动排水型 Auto Drain			
KAWM/KAWD 200-01	KAWM/KAWD 200-01D(Df)	1/8"	B220	KAWM: 0.1 μm KAWD: 0.01 μm
KAWM/KAWD 200-02	KAWM/KAWD 200-02D	1/4″	B220	
KAWM/KAWD 300-02	KAWM/KAWD 300-02D	1/4″	B320	
KAWM/KAWD300-03	KAWM/KAWD 300-03D	3/8″	B320	
KAWM/KAWD400-04	KAWM/KAWD 400-04D	1/2"	B420	

油雾分离器 微雾分离器 Oil Mist Separator Micro Mist Separator

KAFM/KAFD

型号 Model		接管口径 Port Size Rc(PT)	支架 Bracket	过滤精度Filtration
手动排水型 Manual Drain	自动排水型 Auto Drain			
KAFM/KAFD 200-01	KAFM/KAFD 200-01D	1/8"	B200	KAFM: 0.1 μm KAFD: 0.01 μm
KAFM/KAFD 200-02	KAFM/KAFD 200-02D	1/4″	B200	
KAFM/KAFD 300-02	KAFM/KAFD 300-02D	1/4″	B300	
KAFM/KAFD300-03	KAFM/KAFD 300-03D	3/8″	B300	
KAFM/KAFD400-04	KAFM/KAFD 400-04D	1/2"	B400	
KAFM/KAFD 400-06	KAFM/KAFD 400-06D	3/4"	B400	

排气洁净器 Exhaust Cleaner

KAMC

型号 Model	接管口径 Port Size Rc(PT)	螺纹形式 Thread type	有效截面积 Effective Sectional Area (mm²)	最大处理流量 Max. Flow Rate (l/min)
KAMC220-02	1/4"	内螺纹 Female	12	200
KAMC320-02	1/4"		16	300
KAMC320-03	3/8"		16	300
KAMC520-04	1/2"		55	1000
KAMC520-06	3/4"		55	1000

ARK

大流量空气管道元件 Large Flow Air Pipe Line Components

大流量空气过滤器
Large Flow Air Filter

KAF900

型号 Model		额定流量 Flow Rate (l/min)	接管口径 Port Size Rc(PT)	杯容量 Bowl Capacity (cm³)	滤杯材料 Bowl material	过滤精度 Filtration
手动排水型 Manual Drain	自动排水型 Auto Drain					
KAF800-14	AF800-14D	12000	1 1/2	1200	压铸铝 Aluminum die casting	5 μm, 40 μm
KAF900-14	AF900-14D	21200	1 1/2"	4700	浇铸铝 Aluminum casting	
KAF900-20	AF900-20D	21200	2"	4700		

大流量调压阀
Large Flow Regulator

KAR925

型号 Model	额定流量 Flow Rate (l/min)	接管口径 Port Size Rc(PT)	压力表口径 Gauge Port Size Rc(PT)
KAR825-14	12400	1 1/2"	1/4"
KAR925-20	56600	2"	1/4"

大流量油雾器/微雾器
Large Flow Lubricator

KAL800

KAL800-M

型号 Model	额定流量 Flow Rate (l/min)	接管口径 Port Size Rc(PT)	杯容量 Bowl Capacity (cm³)
KAL800-14 (油雾 Mist)	7700	1 1/2"	750
KAL800-14-M (微雾 Micro mist)	7700	1 1/2"	750

D系列/气源处理件 Serial D/ Air Preparation

二联件
Filter Regulator + Lubricator

FRC-D

型号 Model	额定流量Flow Rate (l/min)													压力调节范围 Regulating pressure range	过滤精度 Filtration
	G1/8	G1/4		G3/8		G1/2			G3/4			G1			
	MINI	MINI	MIDI	MINI	MIDI	MIDI	MAXI	DI-MAXI	MIDI	MAXI	DI-MAXI	MAXI	DI-MAXI		
FRC-*-D-*(-A)	700	1000	1500	1200	2000	2600	7600	2000	2600	8300	4100	8500	2500	0.5~12 bar	40 μm
FRC-*-D-7-*(-A)	800	1300	1700	1500	2000	2800	7700	5000	2800	8500	4600	8700	4300	0.5~7 bar	40 μm
FRC-*-D-5M-*(-A)	600	850	1300	1050	1700	1800	6800	1900	2100	7000	3200	7200	3500	0.5~12 bar	5 μm

过滤器带调压阀 Filter Regulator

LFR-D

型号 Model	额定流量Flow Rate (l/min)												压力调节范围 Regulating pressure range	过滤精度 Filtration
	G1/8	G1/4		G3/8		G1/2			G3/4			G1		
	MINI	MINI	MIDI	MINI	MIDI	MIDI	MAXI	DI-MAXI	MIDI	MAXI	DI-MAXI	MAXI	DI-MAXI	
LFR-*-D-*(-A)	750	1400	2000	1600	3100	3400	9400	4500	3400	9700	6800	10000	7000	0.5~12 bar	40 μm
LFR-*-D-7-*(-A)	900	1500	2100	1700	3200	3900	9500	7600	4000	10000	7700	11000	7800	0.5~7 bar	40 μm
LFR-*-D-5M-*(-A)	650	1200	1600	1300	2400	2500	7580	4000	2600	7600	5800	8000	6000	0.5~12 bar	5 μm

过滤器 Filter

LF-D

型号 Model	额定流量Flow Rate (l/min)										过滤精度 Filtration
	G1/8	G1/4		G3/8		G1/2		G3/4		G1	
	MINI	MINI	MIDI	MINI	MIDI	MIDI	MAXI	MIDI	MAXI	MAXI	
LF-*-D-*(-A)	1000	1200	1900	1400	2700	3000	4400	3000	5000	5300	40 μm
LF-*-D-5M-*(-A)	800	950	1600	1100	1800	2000	3700	2000	3600	3800	5 μm

调压阀 Regulator

LR-D

型号 Model	额定流量Flow Rate (l/min)													压力调节范围 Regulating pressure range
	G1/8	G1/4		G3/8		G1/2			G3/4			G1		
	MINI	MINI	MIDI	MINI	MIDI	MIDI	MAXI	DI-MAXI	MIDI	MAXI	DI-MAXI	MAXI	DI-MAXI	
LR-*-D-*	800	1500	2100	1700	3200	3500	10500	7300	3500	11000	8350	11500	8400	0.5~12 bar
LR-*-D-7-*	1000	1600	2200	1800	3300	4000	10700	5400	4500	12000	6800	12500	7000	0.5~7 bar

油雾器 Lubricator

LOE-D

型号 Model	额定流量Flow Rate (l/min)									
	G1/8	G1/4		G3/8		G1/2		G3/4		G1
	MINI	MINI	MIDI	MINI	MIDI	MIDI	MAXI	MIDI	MAXI	MAXI
LOE-*-D-*	1300	2300	2800	2700	5500	6100	8300	6300	8400	9000

ARK

压力控制阀 Pressure Controller

精密调压阀
Precision Regulator

KIR

型号 Model	设定压力范围 Setting Pressure Range (MPa)	接管口径 Port Size Rc(PT)	压力表口径 Gauge Port Size Rc(PT)
KIR1000-01	0.01~0.2	1/8″	1/8″
KIR1010-01	0.01~0.4	1/8″	1/8″
KIR1020-01	0.01~0.8	1/8″	1/8″
KIR2000-02	0.01~0.2	1/4″	1/8″
KIR2010-02	0.01~0.4	1/4″	1/8″
KIR2020-02	0.01~0.8	1/4″	1/8″
KIR3000-03	0.01~0.2	3/8″	1/8″
KIR3010-03	0.01~0.4	3/8″	1/8″
KIR3020-03	0.01~0.8	3/8″	1/8″
KIR3000-04	0.01~0.2	1/2″	1/8″
KIR3010-04	0.01~0.4	1/2″	1/8″
KIR3020-04	0.01~0.8	1/2″	1/8″

电气比例阀
Electro-Pneumatic Proportional Regulator

KITV

型号 Model	调压范围 Regulating Pressure Range (KPa)	输入信号 Input	电信号输出 Output	接管口径 Port Size
KITV1010	0~100 (0~1 bar)	4~20 mA 0~20 mA DC 0~5 V DC 0~10 V 4点预设输入 4-point preset input	DC 1~5 V NPN PNP 4~20 mA	G1/8" G1/4"
KITV1020	0~300 (0~3 bar)			
KITV1030	0~500 (0~5 bar)			
KITV1040	0~800 (0~8 bar)			
KITV1050	0~900 (0~9 bar)			
KITV2010	0~100 (0~1 bar)			G1/4" G3/8"
KITV2020	0~300 (0~3 bar)			
KITV2030	0~500 (0~5 bar)			
KITV2040	0~800 (0~8 bar)			
KITV2050	0~900 (0~9 bar)			
KITV3010	0~100 (0~1 bar)			G1/4" G3/8" G1/2"
KITV3020	0~300 (0~3 bar)			
KITV3030	0~500 (0~5 bar)			
KITV3040	0~800 (0~8 bar)			
KITV3050	0~900 (0~9 bar)			

压力表 Pressure Gauge

压力表
Pressure Gauge

KG40

型号 Model	压力范围 Pressure Range (MPa)	适用型号 Applicable Models
KG40-04-01	0~0.4 (0~4 kgf/cm²)	KAR20S
KG40-10-01	0~1 (0~10 kgf/cm²)	KAR20S KAR2000, KAR3000, KAW2000, KAW3000, KAC2000, 2010, 2020, 2030, 2040, KAC3000, 3010, 3020, 3030, 3040,
KG50-10-02	0~1 (0~10 kgf/cm²)	KAR4000, KAR6000, KAW4000, KAW6000, KAC4000, 4010, 4020, 4030, 4040, KAC6000, KAC6010, KAC6020

ARK

压力表 Pressure Gauge /压力开关 Pressure Switch

面板型压力表 Panel Mounting Pressure Gauge

KG40P

型号 Model	压力范围 Pressure Range (MPa)	外形尺寸 Dimensions (mm)
KG40P-02-01	0~0.2 (0~2 kgf/cm²)	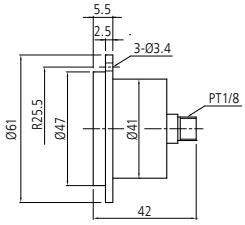
KG40P-04-01	0~0.4 (0~4 kgf/cm²)	
KG40P-10-01	0~1 (0~10 kgf/cm²)	

压力开关 Pressure Switch

KSNS

型号 Model	设定压力范围 Setting Pressure Range (MPa)	压差调整范围 Regulating Hysteresis Range (MPa)	耐压力 Proof Pressure (MPa)	接管口径 Port Size Rc(PT)
KSNS-C103	-0.07~0.3	0.04~0.2	1.1	1/4"
KSNS-C106	-0.07~0.6	0.06~0.4	1.65	1/4"
KSNS-C110	0.1~1	0.1~0.3	1.65	1/4"
KSNS-C120	0.5~2	0.2~0.4	4	1/4"
KSNS-C130	0.5~3	0.5~1.0	4	1/4"

数显型压力开关 Pressure Switch with Digital Display

KP43

KP47

型号 Model	设定压力范围 Setting Pressure Range	设定压力精度 Setting Pressure Resolution	耐压力 Proof Pressure	输出 Output	使用流体 Fluid
KP43P-010-F1	-0.1~1.0 MPa	0.001 MPa	1.5 MPa	2 NPN & 模拟Analog (1~5 V)	空气; 非腐蚀性 不可燃 气体 Air, neither corrosive nor flammable gas
KP43P-011-F1	-0.1~1.0 MPa	0.001 MPa	1.5 MPa	2 NPN & 模拟Analog (4~20 mA)	
KP43P-02-F1	-0.1~1.0 MPa	0.001 MPa	1.5 MPa	2 NPN & 复制功能Copy	
KP43P-030-F1	-0.1~1.0 MPa	0.001 MPa	1.5 MPa	2 PNP & 模拟Analog (1~5 V)	
KP43P-031-F1	-0.1~1.0 MPa	0.001 MPa	1.5 MPa	2 PNP & 模拟Analog (4~20 mA)	
KP43P-04-F1	-0.1~1.0 MPa	0.001 MPa	1.5 MPa	2 PNP & 复制功能Copy	
KP43V-010-F1	-101.3~10 KPa	0.1 KPa	300 KPa	2 NPN & 模拟Analog (1~5 V)	
KP43V-011-F1	-101.3~10 KPa	0.1 KPa	300 KPa	2 NPN & 模拟Analog (4~20 mA)	
KP43V-02-F1	-101.3~10 KPa	0.1 KPa	300 KPa	2 NPN & 复制功能Copy	
KP43V-030-F1	-101.3~10 KPa	0.1 KPa	300 KPa	2 PNP & 模拟Analog (1~5 V)	
KP43V-031-F1	-101.3~10 KPa	0.1 KPa	300 KPa	2 PNP & 模拟Analog (4~20 mA)	
KP43V-04-F1	-101.3~10 KPa	0.1 KPa	300 KPa	2 PNP & 复制功能Copy	
KP43C-010-F1	-101~101 KPa	0.1 KPa	300 KPa	2 NPN & 模拟Analog (1~5 V)	
KP43C-011-F1	-101~101 KPa	0.1 KPa	300 KPa	2 NPN & 模拟Analog (4~20 mA)	
KP43C-02-F1	-101~101 KPa	0.1 KPa	300 KPa	2 NPN & 复制功能Copy	
KP43C-030-F1	-101~101 KPa	0.1 KPa	300 KPa	2 PNP & 模拟Analog (1~5 V)	
KP43C-031-F1	-101~101 KPa	0.1 KPa	300 KPa	2 PNP & 模拟Analog (4~20 mA)	
KP43C-04-F1	-101~101 KPa	0.1 KPa	300 KPa	2 PNP & 复制功能Copy	
KP47P-01	-0.103~1.03 MPa	0.001 MPa	1.5 MPa	1 NPN & 模拟Analog (1~5 V)	
KP47P-03	-0.103~1.03 MPa	0.001 MPa	1.5 MPa	1 PNP & 模拟Analog (1~5 V)	
KP47C-01	-103~103 KPa	0.1 KPa	500 KPa	1 NPN & 模拟Analog (1~5 V)	
KP47C-03	-103~103 KPa	0.1 KPa	500 KPa	1 PNP & 模拟Analog (1~5 V)	

ARK

电磁阀 Solenoid Valve

微型电磁阀 Miniature Valve

KSV100/KSV150 KSV200

型号 Model	结构 Configuration	接管口径 Port Size Rc(PT)	通径 Orifice (mm²)	工作压力范围 Operating Pressure Range (MPa)	切换方式 Operation
KSV100	2位3通 3/2-way	M5	Ø0.6, Ø0.7, Ø0.9	0~0.75	直动常闭/常开 Direct operated, N.C./ N.O.
KSV150		M5	Ø0.7, Ø0.9	0~0.75	
KSV200		M5	Ø1.1, Ø1.3	0~0.7	

3通电磁阀 3-Port Solenoid Valve

KSV110/KSV210 KVZ312/KVZ512

KVT307 KVP342/KVP542/KVP642

型号 Model	结构 Configuration	接管口径 Port Size Rc(PT)	有效截面积 Effective Sectional Area (mm²)	工作压力范围 Operating Pressure Range (MPa)	切换方式 Operation
KSV210	2位3通 3/2-way N.O. /N.C.	M5	Ø1.1	0~0.8	直动型 Direct operated
KSV110		1/8"	Ø1.5	0~0.8	
KVT307		1/4"	3.5	0~0.7	
KVZ300		M5	3.6	0.15~1.0	先导型 Pilot operated
KVZ500		1/8"	12.6	0.15~1.0	
KVP342		1/4"	19	0.15~1.0	
KVP542		3/8"	36	0.15~1.0	
KVP642		1/2"	65	0.15~1.0	

5通电磁阀 5-Port Solenoid Valve

KVZ3120

KVZ5120

KVF3130

KVF5120

型号 Model	结构 Configuration	接管口径 Port Size Rc(PT)	有效截面积 Effective Sectional Area (mm²)	工作压力范围 Operating Pressure Range (MPa)	切换方式 Operation
KVZ3120	单线圈 Single	M5	3.6	0.15~1.0	先导型 Pilot operated
KVZ3220	双线圈 Double	M5	3.6	0.15~1.0	
KVZ3320	3位5通,中央封闭 5/3-way, closed center	M5	3	0.2~1.0	
KVZ3420	3位5通,中央排气 5/3-way, exhaust center	M5	3	0.2~1.0	
KVZ3520	3位5通,中央加压 5/3-way, pressure center	M5	3	0.2~1.0	
KVZ5120	单线圈 Single	1/8"	12.6	0.15~1.0	
KVZ5220	双线圈 Double	1/8"	12.6	0.15~1.0	
KVZ5320	3位5通,中央封闭 5/3-way, closed center	1/8"	9	0.2~1.0	
KVZ5420	3位5通,中央排气 5/3-way, exhaust center	1/8"	9	0.2~1.0	
KVZ5520	3位5通,中央加压 5/3-way, pressure center	1/8"	9	0.2~1.0	
KVF3130	单线圈 Single	1/4"	19	0.15~1.0	
KVF3230	双线圈 Double	1/4"	19	0.15~1.0	
KVF3330	3位5通,中央封闭 5/3-way, closed center	1/4"	11.5	0.2~1.0	
KVF3430	3位5通,中央排气 5/3-way, exhaust center	1/4"	11.5	0.2~1.0	
KVF3530	3位5通,中央加压 5/3-way, pressure center	1/4"	11.5	0.2~1.0	
KVF5120	单线圈 Single	3/8"	36	0.15~1.0	
KVF5220	双线圈 Double	3/8"	36	0.15~1.0	
KVF5320	3位5通,中央封闭 5/3-way, closed center	3/8"	30	0.2~1.0	
KVF5420	3位5通,中央排气 5/3-way, exhaust center	3/8"	30	0.2~1.0	
KVF5520	3位5通,中央加压 5/3-way, pressure center	3/8"	30	0.2~1.0	
KVF6120	单线圈 Single	1/2"	65	0.15~1.0	
KVF6220	双线圈 Double	1/2"	65	0.15~1.0	
KVF6320	3位5通,中央封闭 5/3-way, closed center	1/2"	50	0.2~1.0	
KVF6420	3位5通,中央排气 5/3-way, exhaust center	1/2"	50	0.2~1.0	
KVF6520	3位5通,中央加压 5/3-way, pressure center	1/2"	50	0.2~1.0	

ARK

电磁阀 Solenoid Valve

KVF6140

KVF7140

KVF8140

型号 Model	结构 Configuration	接管口径 Port Size Rc(PT)	有效截面积 Effective Sectional Area (mm^2)	工作压力范围 Operating Pressure Range (MPa)	切换方式 Operation
KVF6140	单线圈 Single	1/4",3/8",1/2"	30	0.15~1.0	先导型 Pilot operated 底座配管 Base ported
KVF6240	双线圈 Double	1/4",3/8",1/2"	30	0.15~1.0	
KVF6340	3位5通,中央封闭 5/3-way, closed center	1/4",3/8",1/2"	25	0.2~1.0	
KVF6440	3位5通,中央排气 5/3-way, exhaust center	1/4",3/8",1/2"	25	0.2~1.0	
KVF6540	3位5通,中央加压 5/3-way, pressure center	1/4",3/8",1/2"	25	0.2~1.0	
KVF7140	单线圈 Single	3/8",1/2",3/4"	65	0.15~1.0	
KVF7240	双线圈 Double	3/8",1/2",3/4"	65	0.15~1.0	
KVF7340	3位5通,中央封闭 5/3-way, closed center	3/8",1/2",3/4"	50	0.2~1.0	
KVF7440	3位5通,中央排气 5/3-way, exhaust center	3/8",1/2",3/4"	50	0.2~1.0	
KVF7540	3位5通,中央加压 5/3-way, pressure center	3/8",1/2",3/4"	50	0.2~1.0	
KVF8140	单线圈 Single	3/4",1"	90	0.2~1.0	
KVF8240	双线圈 Double	3/4",1"	90	0.2~1.0	
KVF8340	3位5通,中央封闭 5/3-way, closed center	3/4",1"	70	0.25~1.0	
KVF8440	3位5通,中央排气 5/3-way, exhaust center	3/4",1"	70	0.25~1.0	
KVF8540	3位5通,中央加压 5/3-way, pressure center	3/4",1"	70	0.25~1.0	

5通电磁阀 5-Port Solenoid Valve

KSY3120S

KSY5120S

KSY7120S

型号 Model	结构 Configuration	接管口径 Port Size	Cv P-A/B	Cv A/B-R/S	工作压力范围 Operating Pressure Range (MPa)	切换方式 Operation
KSY3120S	单线圈 Single	M5	0.25	0.27	0.15~0.7	先导型 Pilot operated
KSY3220S	双线圈 Double	M5	0.25	0.27	0.15~0.7	
KSY3320S	3位5通,中央封闭 5/3-way, closed center	M5	0.19	0.20	0.2~0.7	
KSY3420S	3位5通,中央排气 5/3-way, exhaust center	M5	0.19	0.25	0.2~0.7	
KSY3520S	3位5通,中央加压 5/3-way, pressure center	M5	0.30	0.25	0.2~0.7	
KSY5120S	单线圈 Single	G1/8"	0.67	0.69	0.15~0.7	
KSY5220S	双线圈 Double	G1/8"	0.67	0.69	0.15~0.7	
KSY5320S	3位5通,中央封闭 5/3-way, closed center	G1/8"	0.52	0.49	0.2~0.7	
KSY5420S	3位5通,中央排气 5/3-way, exhaust center	G1/8"	0.46	0.75	0.2~0.7	
KSY5520S	3位5通,中央加压 5/3-way, pressure center	G1/8"	0.89	0.50	0.2~0.7	
KSY7120S	单线圈 Single	G1/4"	1.15	1.05	0.15~0.7	
KSY7220S	双线圈 Double	G1/4"	1.15	1.05	0.15~0.7	
KSY7320S	3位5通,中央封闭 5/3-way, closed center	G1/4"	0.84	0.75	0.2~0.7	
KSY7420S	3位5通,中央排气 5/3-way, exhaust center	G1/4"	0.74	1.15	0.2~0.7	
KSY7520S	3位5通,中央加压 5/3-way, pressure center	G1/4"	1.36	0.66	0.2~0.7	

3通电磁阀
3-Port Solenoid Valve

3V110

3V210

型号 Model	结构 Configuration	接管口径 Port Size Rc(PT)	有效截面积 Effective Sectional Area (mm²)	工作压力范围 Operating Pressure Range (MPa)	切换方式 Operation
3V110	单线圈 Single	M5, 1/8	10.0, 12.0	0.15~0.8	先导型 Pilot operated
3V120	双线圈 Double	M5, 1/8	10.0, 12.0	0.15~0.8	
3V210	单线圈 Single	1/8, 1/4	14.0, 16.0	0.15~0.8	
3V220	双线圈 Double	1/8, 1/4	14.0, 16.0	0.15~0.8	
3V310	单线圈 Single	1/4, 3/8	25.0, 30.0	0.15~0.8	
3V320	双线圈 Double	1/4, 3/8	25.0, 30.0	0.15~0.8	

5通电磁阀
5-Port Solenoid Valve

4V110

4V210

4V310

4V410

型号 Model	结构 Configuration	接管口径 Port Size Rc(PT)	有效截面积 Effective Sectional Area (mm²)	工作压力范围 Operating Pressure Range (MPa)	切换方式 Operation
4V110	单线圈 Single	M5, 1/8	10.0, 12.0	0.15~0.8	先导型 Pilot operated
4V120	双线圈 Double	M5, 1/8	10.0, 12.0	0.15~0.8	
4V130C	3位5通,中央封闭 5/3-way, closed center	M5, 1/8	7.0, 9.0	0.15~0.8	
4V130E	3位5通,中央排气 5/3-way, exhaust center	M5, 1/8	7.0, 9.0	0.15~0.8	
4V130P	3位5通,中央加压 5/3-way, pressure center	M5, 1/8	7.0, 9.0	0.15~0.8	
4V210	单线圈 Single	1/8, 1/4	14.0, 16.0	0.15~0.8	
4V220	双线圈 Double	1/8, 1/4	14.0, 16.0	0.15~0.8	
4V230C	3位5通,中央封闭 5/3-way, closed center	1/8, 1/4	12.0	0.15~0.8	
4V230E	3位5通,中央排气 5/3-way, exhaust center	1/8, 1/4	12.0	0.15~0.8	
4V230P	3位5通,中央加压 5/3-way, pressure center	1/8, 1/4	12.0	0.15~0.8	
4V310	单线圈 Single	1/4, 3/8	25.0, 30.0	0.15~0.8	
4V320	双线圈 Double	1/4, 3/8	25.0, 30.0	0.15~0.8	
4V330C	3位5通,中央封闭 5/3-way, closed center	1/4, 3/8	18.0	0.15~0.8	
4V330E	3位5通,中央排气 5/3-way, exhaust center	1/4, 3/8	18.0	0.15~0.8	
4V330P	3位5通,中央加压 5/3-way, pressure center	1/4, 3/8	18.0	0.15~0.8	
4V410	单线圈 Single	1/2	50	0.15~0.8	
4V420	双线圈 Double	1/2	50	0.15~0.8	
4V430C	3位5通,中央封闭 5/3-way, closed center	1/2	30	0.15~0.8	
4V430E	3位5通,中央排气 5/3-way, exhaust center	1/2	30	0.15~0.8	
4V430P	3位5通,中央加压 5/3-way, pressure center	1/2	30	0.15~0.8	

ARK

气控阀 Air Operated Valve

5通气控阀 5-Port Air Operated Valve

KVZA3120

KVFA6220

KVFA6140

KVFA8140

型号 Model	结构 Configuration	接管口径 Port Size Rc(PT)	有效截面积 Effective Sectional Area (mm^2)	工作压力范围 Operating Pressure Range (MPa)	切换方式 Operation
KVZA3120	单气控 Single	M5	3.6	0.15~1.0	气控 Air operated
KVZA3220	双气控 Double	M5	3.6	0.15~1.0	
KVZA3320	3位5通,中央封闭 5/3-way, closed center	M5	3	0.2~1.0	
KVZA3420	3位5通,中央排气 5/3-way, exhaust center	M5	3	0.2~1.0	
KVZA3520	3位5通,中央加压 5/3-way, pressure center	M5	3	0.2~1.0	
KVZA5120	单气控 Single	1/8"	12.6	0.15~1.0	
KVZA5220	双气控 Double	1/8"	12.6	0.15~1.0	
KVZA5320	3位5通,中央封闭 5/3-way, closed center	1/8"	9	0.2~1.0	
KVZA5420	3位5通,中央排气 5/3-way, exhaust center	1/8"	9	0.2~1.0	
KVZA5520	3位5通,中央加压 5/3-way, pressure center	1/8"	9	0.2~1.0	
KVFA3130	单气控 Single	1/4"	19	0.15~1.0	
KVFA3230	双气控 Double	1/4"	19	0.15~1.0	
KVFA3330	3位5通,中央封闭 5/3-way, closed center	1/4"	11.5	0.2~1.0	
KVFA3430	3位5通,中央排气 5/3-way, exhaust center	1/4"	11.5	0.2~1.0	
KVFA3530	3位5通,中央加压 5/3-way, pressure center	1/4"	11.5	0.2~1.0	
KVFA5120	单气控 Single	3/8"	36	0.15~1.0	
KVFA5220	双气控 Double	3/8"	36	0.15~1.0	
KVFA5320	3位5通,中央封闭 5/3-way, closed center	3/8"	30	0.2~1.0	
KVFA5420	3位5通,中央排气 5/3-way, exhaust center	3/8"	30	0.2~1.0	
KVFA5520	3位5通,中央加压 5/3-way, pressure center	3/8"	30	0.2~1.0	
KVFA6120	单气控 Single	1/2"	65	0.15~1.0	
KVFA6220	双气控 Double	1/2"	65	0.15~1.0	
KVFA6320	3位5通,中央封闭 5/3-way, closed center	1/2"	50	0.2~1.0	
KVFA6420	3位5通,中央排气 5/3-way, exhaust center	1/2"	50	0.2~1.0	
KVFA6520	3位5通,中央加压 5/3-way, pressure center	1/2"	50	0.2~1.0	
KVFA6140	单气控 Single	1/4",3/8",1/2"	30	0.15~1.0	
KVFA6240	双气控 Double	1/4",3/8",1/2"	30	0.15~1.0	
KVFA6340	3位5通,中央封闭 5/3-way, closed center	1/4",3/8",1/2"	25	0.2~1.0	
KVFA6440	3位5通,中央排气 5/3-way, exhaust center	1/4",3/8",1/2"	25	0.2~1.0	
KVFA6540	3位5通,中央加压 5/3-way, pressure center	1/4",3/8",1/2"	25	0.2~1.0	
KVFA7140	单气控 Single	3/8",1/2",3/4"	65	0.15~1.0	
KVFA7240	双气控 Double	3/8",1/2",3/4"	65	0.15~1.0	
KVFA7340	3位5通,中央封闭 5/3-way, closed center	3/8",1/2",3/4"	50	0.2~1.0	
KVFA7440	3位5通,中央排气 5/3-way, exhaust center	3/8",1/2",3/4"	50	0.2~1.0	
KVFA7540	3位5通,中央加压 5/3-way, pressure center	3/8",1/2",3/4"	50	0.2~1.0	
KVFA8140	单气控 Single	3/4",1"	90	0.2~1.0	
KVFA8240	双气控 Double	3/4",1"	90	0.2~1.0	
KVFA8340	3位5通,中央封闭 5/3-way, closed center	3/4",1"	70	0.25~1.0	
KVFA8440	3位5通,中央排气 5/3-way, exhaust center	3/4",1"	70	0.25~1.0	
KVFA8540	3位5通,中央加压 5/3-way, pressure center	3/4",1"	70	0.25~1.0	

气控阀 Air Operated Valve /手动阀 Hand Valve /机械阀 Mechanical Valve

3通气控阀
3-Port Air Operated Valve

KVPA542

型号 Model	结构 Configuration	接管口径 Port Size Rc(PT)	有效截面积 Effective Sectional Area (mm²)	工作压力范围 Operating Pressure Range (MPa)	切换方式 Operation
KVZA300	2位3通 3/2-way N.O. /N.C.	M5	3.6	0.15~1.0	气控 Air operated
KVZA500		1/8"	12.6	0.15~1.0	
KVPA342		1/4"	19	0.15~1.0	
KVPA542		3/8"	36	0.15~1.0	
KVPA642		1/2"	65	0.15~1.0	

3通气控阀
3-Port Air Operated Valve

3A210

型号 Model	结构 Configuration	接管口径 Port Size Rc(PT)	有效截面积 Effective Sectional Area (mm²)	工作压力范围 Operating Pressure Range (MPa)	切换方式 Operation
3A110	单气控 Single	M5, 1/8	10.0, 12.0	0.15~0.8	气控 Air operated
3A120	双气控 Double	M5, 1/8	10.0, 12.0	0.15~0.8	
3A210	单气控 Single	1/8, 1/4	14.0, 16.0	0.15~0.8	
3A220	双气控 Double	1/8, 1/4	14.0, 16.0	0.15~0.8	
3A310	单气控 Single	1/4, 3/8	25.0, 30.0	0.15~0.8	
3A320	双气控 Double	1/4, 3/8	25.0, 30.0	0.15~0.8	

5通气控阀
5-Port Air Operated Aalve

4A110



4A410

型号 Model	结构 Configuration	接管口径 Port Size Rc(PT)	有效截面积 Effective Sectional Area (mm²)	工作压力范围 Operating Pressure Range (MPa)	切换方式 Operation
4A110	单气控 Single	M5, 1/8	10.0, 12.0	0.15~0.8	气控 Air operated
4A120	双气控 Double	M5, 1/8	10.0, 12.0	0.15~0.8	
4A130C	3位5通,中央封闭 5/3-way, closed center	M5, 1/8	7.0, 9.0	0.15~0.8	
4A130E	3位5通,中央排气 5/3-way, exhaust center	M5, 1/8	7.0, 9.0	0.15~0.8	
4A130P	3位5通,中央加压 5/3-way, pressure center	M5, 1/8	7.0, 9.0	0.15~0.8	
4A210	单气控 Single	1/8, 1/4	14.0, 16.0	0.15~0.8	
4A220	双气控 Double	1/8, 1/4	14.0, 16.0	0.15~0.8	
4A230C	3位5通,中央封闭 5/3-way, closed center	1/8, 1/4	12.0	0.15~0.8	
4A230E	3位5通,中央排气 5/3-way, exhaust center	1/8, 1/4	12.0	0.15~0.8	
4A230P	3位5通,中央加压 5/3-way, pressure center	1/8, 1/4	12.0	0.15~0.8	
4A310	单气控 Single	1/4, 3/8	25.0, 30.0	0.15~0.8	
4A320	双气控 Double	1/4, 3/8	25.0, 30.0	0.15~0.8	
4A330C	3位5通,中央封闭 5/3-way, closed center	1/4, 3/8	18.0	0.15~0.8	
4A330E	3位5通,中央排气 5/3-way, exhaust center	1/4, 3/8	18.0	0.15~0.8	
4A330P	3位5通,中央加压 5/3-way, pressure center	1/4, 3/8	18.0	0.15~0.8	
4A410	单气控 Single	1/2	50	0.15~0.8	
4A420	双气控 Double	1/2	50	0.15~0.8	
4A430C	3位5通,中央封闭 5/3-way, closed center	1/2	30	0.15~0.8	
4A430E	3位5通,中央排气 5/3-way, exhaust center	1/2	30	0.15~0.8	
4A430P	3位5通,中央加压 5/3-way, pressure center	1/2	30	0.15~0.8	

ARK

手动阀 Hand Valve /机械阀 Mechanical Valve

4通手动阀
4 Port Hand Valve

4HV230

型号 Model	结构 Configuration	接管口径 Port Size Rc(PT)	有效截面积 Effective Sectional Area (mm²)	工作压力范围 Operating Pressure Range (MPa)	切换方式 Operation
4HV210-06	2位4通 4/2-way	1/8"	14	0~1.0	手动 Manual
4HV230-06	3位4通,中央封闭 4/3-way, closed center	1/8"	14	0~1.0	
4HV210-08	2位4通 4/2-way	1/4"	16	0~1.0	
4HV230-08	3位4通,中央封闭 4/3-way, closed center	1/4"	16	0~1.0	
4HV310-08	2位4通 4/2-way	1/4"	30	0~1.0	
4HV330-08	3位4通,中央封闭 4/3-way, closed center	1/4"	30	0~1.0	
4HV310-10	2位4通 4/2-way	3/8"	33	0~1.0	
4HV330-10	3位4通,中央封闭 4/3-way, closed center	3/8"	33	0~1.0	
4HV310-15	2位4通 4/2-way	1/2"	55	0~1.0	
4HV330-15	3位4通,中央封闭 4/3-way, closed center	1/2"	55	0~1.0	
4HV410-15	2位4通 4/2-way	1/2"	88	0~1.0	
4HV430-15	3位4通,中央封闭 4/3-way, closed center	1/2"	88	0~1.0	
4HV410-20	2位4通 4/2-way	3/4"	95	0~1.0	
4HV430-20	3位4通,中央封闭 4/3-way, closed center	3/4"	95	0~1.0	

机械阀
Mechanical Valve

KVZM550

型号 Model	结构 Configuration	接管口径 Port Size Rc(PT)	有效截面积 Effective Sectional Area (mm²)	工作压力范围 Operating Pressure Range (MPa)	切换方式 Operation
KVM430	2位3通 3/2-way	1/8"	10.5	0~0.8	机械或手动 Mechanical or manual
KVM230	2位3通 3/2-way	1/4"	16	0~0.8	
KVZM550	3位5通 5/3-way	1/8"	12.6	0~0.8	
KVFM350	3位5通 5/3-way	1/4"	19	0~0.8	

流体电磁阀 Multiple Fluid Solenoid Valve

高压2通电磁阀
High Pressure 2-Port Solenoid Valve

KAB21H

型号 Model	接管口径 Port Size	通孔直径 Orifice (mm)	最低压差 Min. Differential Pressure (MPa)	最高压差(水,空气) Max. Differential Pressure (Air, Water) (MPa) AC	DC	切换方式 Operation
KAB21H-01-01-	G1/8"	1.0	0	10	7.5	直动式 常闭型 Direct operated, N.C.
KAB21H-01-C1-	G1/8"	1.2	0	9	7	
KAB21H-01-C2-	G1/8"	1.5	0	7.5	5	
KAB21H-01-02-	G1/8"	2.0	0	3.5	3	
KAB21H-01-C3-	G1/8"	2.5	0	2	1.5	
KAB21H-02-01-	G1/4"	1.0	0	10	7.5	
KAB21H-02-C1-	G1/4"	1.2	0	9	7	
KAB21H-02-C2-	G1/4"	1.5	0	7.5	5	
KAB21H-02-02-	G1/4"	2.0	0	3.5	3	
KAB21H-02-C3-	G1/4"	2.5	0	2	1.5	
KAB21H-02-08-	G1/4"	8.0	0.5	9	7	
KAB21H-03-08-	G3/8"	8.0	0.5	9	7	
KAB21H-03-15-	G3/8"	15	1.0	7.5	5.5	
KAB21H-04-08-	G1/2"	8.0	0.5	9	7	
KAB21H-04-15-	G1/2"	15	1.0	7.5	5.5	
KAB21H-06-20-	G3/4"	20	1.0	6.5	5	
KAB21H-08-25-	G1"	25	1.0	5.5	4.5	

注 Notes: 1. 使用流体为空气, 水, 瓦斯, 轻油等。Fluid: air, water, gas, light oil, etc.
2. 密封材料可选择NBR, VITON (根据流体及流体温度选择)。
Seal material: NBR or VITON (depending on fluid and fluid temperature).
3. 阀体材料可选择铜, 不锈钢SS304。Valve body material: copper or stainless steel SS304.

流体电磁阀 Multiple Fluid Solenoid Valve

直动型2通电磁阀 Direct Operated 2-Port Solenoid Valve

KBS-XC

型号 Model	接管口径 Port Size	通孔直径 Orifice (mm)	最低压差 Min. Differential Pressure (MPa)	最高压差 Max. Differential Pressure (MPa)		切换方式 Operation
				AC	DC	
KBS-06XC-3-	G1/8"	3	0	1.3	1.3	直动式 常闭型 Direct operated, N.C.
KBS-06XC-5-	G1/8"	5	0	0.4	0.25	
KBS-06XC-6-	G1/8"	6	0	0.3	0.2	
KBS-08XC-3-	G1/4"	3	0	1.3	1.3	
KBS-08XC-5-	G1/4"	5	0	0.4	0.25	
KBS-08XC-6-	G1/4"	6	0	0.3	0.2	
KBS-10XC-5-	G3/8"	5	0	0.4	0.25	
KBS-10XC-6-	G3/8"	6	0	0.3	0.2	
KBS-15XC-5-	G1/2"	5	0	0.4	0.25	
KBS-15XC-6-	G1/2"	6	0	0.3	0.2	

注 Notes: 1. 使用流体为空气, 水, 热水, 瓦斯, 轻油等。Fluid: air, water, hot water, gas, light oil, etc.
2. 密封材料可选择NBR, VITON, EPDM(根据流体及流体温度选择)。
Seal material: NBR,VITON or EPDM (depending on fluid and fluid temperature).
3. 阀体材料可选择铜, 不锈钢SS316。Valve body material: copper or stainless steel SS316.

先导型零压差启动式 2通电磁阀 Zero Differential Pressure Pilot Operated 2-Port Solenoid Valve

KWK-XC

型号 Model	接管口径 Port Size	通孔直径 Orifice (mm)	最低压差 Min. Differential Pressure (MPa)	最高压差 Max. Differential Pressure (MPa)		切换方式 Operation
				AC	DC	
KWK10XC-16-	G3/8"	16	0	1.0	0.6	内部先导式 常闭型 Internal pilot operated, N.C. 零压差 Zero pressure difference
KWK15XC-16-	G1/2"	16	0	1.0	0.6	
KWK20XC-20-	G3/4"	20	0	1.0	0.6	
KWK25XC-25-	G1"	25	0	1.0	0.6	
KWK32XC-32-	G1 1/4"	32	0	1.0	0.6	
KWK40XC-40-	G1 1/2"	40	0	1.0	0.6	
KWK50XC-50-	G2"	50	0	1.0	0.6	

注 Notes: 1. 使用流体为空气, 水, 热水, 瓦斯, 轻油等。Fluid: air, water, hot water, gas, light oil, etc.
2. 密封材料可选择NBR, VITON, EPDM(根据流体及流体温度选择)。
Seal material: NBR,VITON or EPDM (depending on fluid and fluid temperature).
3. 阀体材料可选择铜, 不锈钢SS304。Valve body material: copper or stainless steel SS304.
4. 另有常开型可选择。Normally open style is available.

先导型2通电磁阀 Pilot Operated 2-Port Solenoid Valve

KGD-XC

型号 Model	接管口径 Port Size	通孔直径 Orifice (mm)	最低压差 Min. Differential Pressure (MPa)	最高压差 Max. Differential Pressure (MPa)		切换方式 Operation
				AC	DC	
KGD10XC-13-	G3/8"	13	0.05	1.6	1.6	先导式 常闭型 Pilot operated, N.C.
KGD15XC-13-	G1/2"	13	0.05	1.6	1.6	
KGD20XC-20-	G3/4"	20	0.05	1.6	1.6	
KGD25XC-25-	G1"	25	0.05	1.6	1.6	
KGD32XC-35-	G1 1/4"	35	0.05	1.6	1.6	
KGD40XC-40-	G1 1/2"	40	0.05	1.6	1.6	
KGD50XC-50-	G2"	50	0.05	1.6	1.6	

注 Notes: 1. 使用流体为空气, 水, 热水, 瓦斯, 轻油等。Fluid: air, water, hot water, gas, light oil, etc.
2. 密封材料可选择NBR, VITON, EPDM(根据流体及流体温度选择)。
Seal material: NBR,VITON or EPDM (depending on fluid and fluid temperature).
3. 阀体材料可选择铜, 不锈钢SS316。Valve body material: copper or stainless steel SS316.
4. 另有常开型可选择。Normally open style is available.

ARK

角座阀 Angle Seat Valve

2通角座阀 2-Port Angle Seat Valve

KA

型号 Model	结构 Configuration	接管口径 Port Size	通孔直径 Orifice (mm)	Kv (m^3/h)	允许压差范围 Permissible ifferential Pressure (MPa)	控制压力 Control pressure (MPa)	执行器 Actuator (mm)
KA10	单作用常闭 Single acting N.C.	G3/8"	13	4.7	0~1.6	0.3~1.0	50
KA15		G1/2"	13	4.7	0~1.6	0.3~1.0	50
KA20		G3/4"	18	9.5	0~1.6	0.3~1.0	50
KA25		G1"	24	18.1	0~1.6	0.3~1.0	50
KAX25		G1"	24	18.1	0~1.6	0.3~1.0	63
KA32		G1 1/4"	31	23.1	0~1.6	0.3~1.0	63
KA40		G1 1/2"	35	32.9	0~1.6	0.3~1.0	63
KA50		G2"	45	52.8	0~1.0	0.3~1.0	63
KAX50		G2"	45	52.8	0~1.6	0.3~1.0	80
KA65		G2 1/2"	65	90	0~1.0	0.3~1.0	80
KAX65		G2 1/2"	65	90	0~1.6	0.3~1.0	100
KA10D	双作用 (无弹簧) Double acting (without spring)	G3/8"	13	4.7	0~1.6	0~1.0	50
KA15D		G1/2"	13	4.7	0~1.6	0~1.0	50
KA20D		G3/4"	18	9.5	0~1.6	0~1.0	50
KA25D		G1"	24	18.1	0~1.6	0~1.0	50
KAX25D		G1"	24	18.1	0~1.6	0~1.0	63
KA32D		G1 1/4"	31	23.1	0~1.6	0~1.0	63
KA40D		G1 1/2"	35	32.9	0~1.6	0~1.0	63
KA50D		G2"	45	52.8	0~1.0	0~1.0	63
KAX50D		G2"	45	52.8	0~1.6	0~1.0	80
KA65D		G2 1/2"	65	90	0~1.0	0~1.0	80
KAX65D		G2 1/2"	65	90	0~1.6	0~1.0	100
KA10H	单作用常闭 (防水锤) Single acting N.C. (Water hammer resistant)	G3/8"	13	4.7	0~1.6	0.45~1.0	50
KA15H		G1/2"	13	4.7	0~1.6	0.45~1.0	50
KA20H		G3/4"	18	9.5	0~1.2	0.45~1.0	50
KA25H		G1"	24	18.1	0~1.0	0.45~1.0	63
KA32H		G1 1/4"	31	23.1	0~0.6	0.45~1.0	63
KAX32H		G1 1/4"	31	23.1	0~1.2	0.4~1.0	80
KA40H		G1 1/2"	35	32.9	0~1.0	0.4~1.0	80
KAX40H		G1 1/2"	35	32.9	0~1.6	0.4~1.0	100
KA50H		G2"	45	52.8	0~0.6	0.4~1.0	80
KAX50H		G2"	45	52.8	0~1.0	0.4~1.0	100

注Notes: 1. 适用流体为水, 水蒸汽, 中性液体或气体, 酒精, 油, 有机溶剂, 弱酸或者弱碱溶液。
Fluid: water, water steam, neutral liquid or gas, alcohol, oil, organic solvent, weak acid or weak base solution.
2. 密封件材质可选: PTFE, RTFE。Seal material: PTFE, RTFE.
3. 防水锤类型需反向安装, 适用于要求高的防水锤管道。
The water hammer resistant type needs to be installed reversely, applied to where water hammer resistance is required.

贴装阀 NAMUR Interface Solenoid Valve /气动执行器 Pneumatic Actuator

5通贴装阀 NAMUR Interface 5-Port Solenoid Valve

KNVF4130

型号 Model	结构 Configuration	接管口径 Port Size Rc(PT)	有效截面积 Effective Sectional Area (mm²)	工作压力范围 Operating Pressure Range (MPa)	切换方式 Operation
KNVF3130	单线圈 Single	1/4"	18	0.15~1.0	先导型 Pilot operated
KNVF3230	双线圈 Double	1/4"	18	0.2~1.0	
KNVF4130	单线圈 Single	1/4"	32	0.15~1.0	
KNVF4230	双线圈 Double	1/4"	32	0.2~1.0	
KNVF4130-E	单线圈,防爆 Single, explosion-proof	1/4"	32	0.15~1.0	
KNVF4230-E	双线圈,防爆 Double, explosion-proof	1/4"	32	0.2~1.0	

5通贴装阀 NAMUR Interface 5-Port Solenoid Valve

4M310

型号 Model	结构 Configuration	接管口径 Port Size Rc(PT)	有效截面积 Effective Sectional Area (mm²)	工作压力范围 Operating Pressure Range (MPa)	切换方式 Operation
4M110	单线圈 Single	M5, 1/8"	10.0, 12.0	0.15~1.0	先导型 Pilot operated
4M120	双线圈 Double	M5, 1/8"	10.0, 12.0	0.2~1.0	
4M210	单线圈 Single	1/8", 1/4"	14.0, 16.0	0.15~1.0	
4M220	双线圈 Double	1/8", 1/4"	14.0, 16.0	0.2~1.0	
4M310	单线圈 Single	1/4", 3/8"	25.0, 30.0	0.15~1.0	
4M320	双线圈 Double	1/4", 3/8"	25.0, 30.0	0.2~1.0	

气动执行器 Pneumatic Actuator



型号 Model	构造 Structure	接管口径 Port Size	输出扭矩 Output Torque (Nm)	工作压力范围 Operating Pressure Range (MPa)	使用流体 Fluid	摆动角度 Rotation
KT032	齿条和齿轮 Rack and pinion	G1/8"	7.5	0.25~0.8	干燥空气，非腐蚀性气体，轻油 Dry air, non-corrosive gas, light oil	90°
KT052		G1/4"	20.8	0.25~0.8		
KT063		G1/4"	36.6	0.25~0.8		
KT075		G1/4"	58.8	0.25~0.8		
KT083		G1/4"	74.2	0.25~0.8		
KT092		G1/4"	113.7	0.25~0.8		
KT105		G1/4"	169.7	0.25~0.8		
KT125		G1/4"	291.5	0.25~0.8		
KT140		G1/4"	438.7	0.25~0.8		
KT160		G1/4"	668.5	0.25~0.8		
KT190		G1/4"	1077.4	0.25~0.8		
KT210		G1/4"	1480.6	0.25~0.8		
KT240		G3/8"	2320.8	0.25~0.8		
KT270		G1/2"	3263.6	0.25~0.8		

注Notes: 1. 有双作用和单作用(弹簧压回)可选。Double acting and single acting (spring return) are available.
2. 直接安装于适用阀门, 用于推动阀门的开关。Directly install on and drive applicable valves.
3. 表格中的输出扭矩为压力在0.5MPa时双作用执行器的输出扭矩。
Output torque is for double acting style at 0.5 MPa pressure.

微型气缸 Miniature Air Cylinder GSP (Ø4~Ø6)

缸径	Bore (mm)	4	6
行程	Stroke (mm)	5 10 15	5 10 15
接管口径	Port Size Rc(PT)	适用气管U0425 Fit tubing U0425	M5×0.8
动作形式	Action	单动(弹簧压回) Single acting (Spring return)	
流体	Fluid	过滤压缩空气 Filtered compressed air	
环境及流体温度	Ambient and Fluid Temperature	5~60°C	
工作压力范围	Operating Pressure (MPa)	0.3~0.7	
保证耐压力	Proof Pressure (MPa)	1.0	
缓冲	Cushion	无 None	

微型气缸 Miniature Air Cylinder KCJP (Ø4~Ø15)

缸径	Bore (mm)	4	6	10	15
行程	Stroke (mm)	5 10 15			
接管口径	Port Size Rc(PT)	M5×0.8			
动作形式	Action	单动(弹簧压回) Single acting (Spring return)			
流体	Fluid	过滤压缩空气 Filtered compressed air			
环境及流体温度	Ambient and Fluid Temperature	-5~60°C (未冻结 No freezing)			
工作压力范围	Operating Pressure (MPa)	0.3~0.7	0.2~0.7	0.15~0.7	
保证耐压力	Proof Pressure (MPa)	1.0			
缓冲	Cushion	无 None			

微型气缸 Miniature Air Cylinder KCJP2 (Ø4~Ø16)

缸径	Bore (mm)	4	6	10	16
行程	Stroke (mm)	5~20	5~25	5~40	5~40
接管口径	Port Size Rc(PT)	M3×0.5			M5×0.8
动作形式	Action	双动 Double acting			
流体	Fluid	过滤压缩空气 Filtered compressed air			
环境及流体温度	Ambient and Fluid Temperature	-5~60°C (未冻结 No freezing)			
工作压力范围	Operating Pressure (MPa)	0.15~0.7	0.12~0.7	0.06~0.7	
保证耐压力	Proof Pressure (MPa)	1.0			
缓冲	Cushion	橡胶缓冲 Rubber bumper			

标准微型气缸 Standard Miniature Air Cylinder KCJ2 (Ø10~Ø16)

缸径	Bore (mm)	10	16
标准行程	Standard Stroke (mm)	15~150	15~200
接管口径	Port Size Rc(PT)	M5×0.8	
动作形式	Action	双动, 单动 Double acting, single acting	
流体	Fluid	过滤压缩空气 Filtered compressed air	
环境及流体温度	Ambient and Fluid Temperature	-5~60°C (未冻结 No freezing)	
工作压力范围	Operating Pressure (MPa)	0.06~0.7	
保证耐压力	Proof Pressure (MPa)	1.0	
活塞速度	Piston Speed	50~750 mm/s	
缓冲	Cushion	橡胶缓冲 Rubber bumper	

标准气缸 Standard Air Cylinder

小型气缸 Small Bore Size Air Cylinder KCM2 (Ø20~Ø40)

缸径	Bore (mm)	20	25	32	40
标准行程	Standard Stroke (mm)	25~300			
接管口径	Port Size Rc(PT)	1/8"	1/8"	1/8"	1/4"
动作形式	Action	双动, 单动 Double acting, single acting			
流体	Fluid	过滤压缩空气 Filtered compressed air			
环境及流体温度	Ambient and Fluid Temperature	-5~60°C (未冻结 No freezing)			
工作压力范围	Operating Pressure (MPa)	0.05~1.0			
保证耐压力	Proof Pressure (MPa)	1.5			
活塞速度	Piston Speed	50~750 mm/s			
缓冲	Cushion	橡胶缓冲 Rubber bumper, 气缓冲 Air cushion			

小型气缸/直接安装 Small Bore Size Air Cylinder/ Direct Mount KCM2R (Ø20~Ø40)

缸径	Bore (mm)	20	25	32	40
标准行程	Standard Stroke (mm)	25~150	25~200		25~300
接管口径	Port Size Rc(PT)	1/8"	1/8"	1/8"	1/4"
动作形式	Action	双动 Double acting			
流体	Fluid	过滤压缩空气 Filtered compressed air			
环境及流体温度	Ambient and Fluid Temperature	-5~60°C (未冻结 No freezing)			
工作压力范围	Operating Pressure (MPa)	0.05~1.0			
保证耐压力	Proof Pressure (MPa)	1.5			
活塞速度	Piston Speed	50~500 mm/s			
缓冲	Cushion	橡胶缓冲 Rubber bumper			

轻巧型气缸 Light Air Cylinder KCG1 (Ø20~Ø63)

缸径	Bore (mm)	20	25	32	40	50	63
标准行程	Standard Stroke (mm)	25~200	25~300	25~300	25~300	25~300	25~300
接管口径	Port Size Rc(PT)	1/8"	1/8"	1/8"	1/8"	1/4"	1/4"
动作形式	Action	双动 Double Acting					
流体	Fluid	洁净空气 Clean Air					
环境及流体温度	Ambient and Fluid Temperature	-5~60°C (未冻结 No freezing)					
工作压力范围	Operating Pressure (MPa)	0.05~1.0					
保证耐压力	Proof Pressure (MPa)	1.5					
活塞速度	Piston Speed	50~500 mm/s					
缓冲	Cushion	橡胶缓冲 Rubber bumper					

ARK

标准气缸 Standard Air Cylinder

ISO6432标准气缸 ISO6432 Air Cylinder KC85 (Ø8~Ø25)

缸径		Bore (mm)	8	10	12	16	20	25
标准行程	单动 Single acting	Standard Stroke (mm)	-	-	-	15~100	15~150	15~150
	双动 Double acting		10~100	10~100	10~200	15~500	15~500	15~500
接管口径		Port Size	M5×0.8	M5×0.8	M5×0.8	M5×0.8	G1/8"	G1/8"
动作形式		Action	双动 Double acting			双动, 单动 Double acting, single acting		
流体		Fluid	过滤压缩空气 Filtered compressed air					
环境及流体温度		Ambient and Fluid Temperature	-5~60°C (未冻结 No freezing)					
工作压力范围		Operating Pressure (MPa)	0.05~1.0					
保证耐压力		Proof Pressure (MPa)	1.5					
活塞速度		Piston Speed	50~500 mm/s					
缓冲		Cushion	橡胶缓冲 Rubber bumper, 气缓冲 Air cushion					

不锈钢气缸 Stainless Steel Air Cylinder MA (Ø16~Ø63)



缸径	Bore (mm)	16	20	25	32	40	50	63
标准行程	Standard Stroke (mm)	25~500						
接管口径	Port Size Rc(PT)	M5x0.8	1/8"				1/4"	
动作形式	Action	双动, 单动 Double acting, single acting						
流体	Fluid	过滤压缩空气 Filtered compressed air						
环境及流体温度	Ambient and Fluid Temperature	-5~60°C (未冻结 No freezing)						
工作压力范围	Operating Pressure (MPa)	0.1~1.0 (双动 Double acting)						
保证耐压力	Proof Pressure (MPa)	1.5						
活塞速度	Piston Speed	50~800 mm/s (双动 Double acting)						
缓冲	Cushion	橡胶缓冲 Rubber bumper						

铝合金气缸 Aluminium Air Cylinder MAL (Ø20~Ø40)

缸径	Bore (mm)	20	25	32	40
标准行程	Standard Stroke (mm)	25~500			
接管口径	Port Size Rc(PT)	1/8"	1/8"	1/8"	1/4"
动作形式	Action	双动, 单动 Double acting, single acting			
流体	Fluid	过滤压缩空气 Filtered compressed air			
环境及流体温度	Ambient and Fluid Temperature	-5~60°C (未冻结 No freezing)			
工作压力范围	Operating Pressure (MPa)	0.1~1.0 (双动 Double acting)			
保证耐压力	Proof Pressure (MPa)	1.5			
活塞速度	Piston Speed	50~800 mm/s (双动 Double acting)			
缓冲	Cushion	橡胶缓冲 Rubber bumper			

标准气缸 Standard Air Cylinder

中型气缸 Medium Bore Size Air Cylinder KMB (Ø40~Ø100)

缸径	Bore (mm)	40	50	63	80	100
标准行程	Standard Stroke (mm)	25~500	25~600	25~600	25~800	25~800
接管口径	Port Size Rc(PT)	1/4"	1/4"	3/8"	3/8"	1/2"
动作形式	Action	双动 Double acting				
流体	Fluid	过滤压缩空气 Filtered compressed air				
环境及流体温度	Ambient and Fluid Temperature	-5~60°C (未冻结 No freezing)				
工作压力范围	Operating Pressure (MPa)	0.05~1.0				
保证耐压力	Proof Pressure (MPa)	1.5				
活塞速度	Piston Speed	50~1000 mm/s				
缓冲	Cushion	气缓冲 Air cushion				

中型气缸 Medium Bore Size Air Cylinder KCA1 (Ø40~Ø100)

缸径	Bore (mm)	40	50	63	80	100
标准行程	Standard Stroke (mm)	25~500	25~600	25~600	25~800	25~800
接管口径	Port Size Rc(PT)	1/4"	3/8"	3/8"	1/2"	1/2"
动作形式	Action	双动 Double acting				
流体	Fluid	过滤压缩空气 Filtered compressed air				
环境及流体温度	Ambient and Fluid Temperature	-5~60°C (未冻结 No freezing)				
工作压力范围	Operating Pressure (MPa)	0.05~1.0				
保证耐压力	Proof Pressure (MPa)	1.5				
活塞速度	Piston Speed	50~700 mm/s				
缓冲	Cushion	气缓冲 Air cushion				

注: 可定制耐高温气缸, 温度达150°C.
Note: Heat resistance to 150°C temperature is available.

大型气缸 Large Bore Size Air Cylinder KCS1 (Ø125~Ø400)

缸径	Bore (mm)	125	140	160	180	200	250	300	350	400
标准行程	Standard Stroke (mm)	25~1200								
接管口径	Port Size Rc(PT)	1/2"	1/2"	3/4"	3/4"	3/4"	1"	1"	11/4"	11/4"
动作形式	Action	双动 Double acting								
流体	Fluid	过滤压缩空气 Filtered compressed air								
环境及流体温度	Ambient and Fluid Temperature	-5~60°C (未冻结 No freezing)								
工作压力范围	Operating Pressure (MPa)	0.08~1.0								
保证耐压力	Proof Pressure (MPa)	1.5								
活塞速度	Piston Speed	50~500 mm/s								
缓冲	Cushion	气缓冲 Air cushion								
缸筒材质	Material of Barrel	铝合金 Aluminium alloy			铝合金或碳钢 Aluminium alloy or Carbon steel		碳钢 Carbon steel			

注: 碳钢缸筒不适配磁性开关
Note: The carbon steel barrel is not applicable for auto switch.

ARK

标准气缸 Standard Air Cylinder

中型气缸 Medium Bore Size Air Cylinder SU (Ø32~Ø100)



缸径	Bore (mm)	32	40	50	63	80	100
标准行程	Standard Stroke (mm)	25~500	25~1000				
接管口径	Port Size Rc(PT)	1/8"	1/4"	1/4"	3/8"	3/8"	1/2"
动作形式	Action	双动 Double acting					
流体	Fluid	过滤压缩空气 Filtered compressed air					
环境及流体温度	Ambient and Fluid Temperature	-5~60°C (未冻结 No freezing)					
工作压力范围	Operating Pressure (MPa)	0.1~1.0					
保证耐压力	Proof Pressure (MPa)	1.5					
活塞速度	Piston Speed	30~800 mm/s					
缓冲	Cushion	可调缓冲 Adjustable cushion					

中型气缸 Medium Bore Size Air Cylinder SC (Ø32~Ø100)



缸径	Bore (mm)	32	40	50	63	80	100
标准行程	Standard Stroke (mm)	25~500	25~1000				
接管口径	Port Size Rc(PT)	1/8"	1/4"	1/4"	3/8"	3/8"	1/2"
动作形式	Action	双动 Double acting					
流体	Fluid	过滤压缩空气 Filtered compressed air					
环境及流体温度	Ambient and Fluid Temperature	-5~60°C (未冻结 No freezing)					
工作压力范围	Operating Pressure (MPa)	0.1~1.0					
保证耐压力	Proof Pressure (MPa)	1.5					
活塞速度	Piston Speed	30~800 mm/s					
缓冲	Cushion	可调缓冲 Adjustable cushion					

大型气缸 Large Bore Size Air Cylinder SC (Ø125~Ø250)

缸径	Bore (mm)	125	160	200	250
标准行程	Standard Stroke (mm)	25~1000			
接管口径	Port Size Rc(PT)	1/2"	3/4"	3/4"	1"
动作形式	Action	双动 Double acting			
流体	Fluid	过滤压缩空气 Filtered compressed air			
环境及流体温度	Ambient and Fluid Temperature	-5~60°C (未冻结 No freezing)			
工作压力范围	Operating Pressure (MPa)	0.1~1.0			
保证耐压力	Proof Pressure (MPa)	1.5			
活塞速度	Piston Speed	30~500 mm/s			
缓冲	Cushion	可调缓冲 Adjustable cushion			

ISO15552标准气缸 ISO15552 Air Cylinder SI (Ø32~Ø200)

缸径	Bore (mm)	32	40	50	63	80	100	125	160	200
标准行程	Standard Stroke (mm)	25~500	25~800	25~1000						
接管口径	Port Size Rc(PT)	1/8"	1/4"	1/4"	3/8"	3/8"	1/2"	1/2"	3/4"	3/4"
动作形式	Action	双动 Double acting								
流体	Fluid	过滤压缩空气 Filtered compressed air								
环境及流体温度	Ambient and Fluid Temperature	-5~60°C (未冻结 No freezing)								
工作压力范围	Operating Pressure (MPa)	0.1~1.0								
保证耐压力	Proof Pressure (MPa)	1.5								
活塞速度	Piston Speed	30~800 mm/s						30~500 mm/s		
缓冲	Cushion	可调缓冲 Adjustable cushion								

标准气缸 Standard Air Cylinder

ISO15552标准带锁气缸 ISO15552 Lock Air Cylinder SIL (Ø32~Ø200)

缸径	Bore (mm)	40	50	63	80	100	125	160	200
标准行程	Standard Stroke (mm)	25~800	25~1000						
接管口径	Port Size Rc(PT)	1/4"	1/4"	3/8"	3/8"	1/2"	1/2"	3/4"	3/4"
动作形式	Action	双动 Double acting							
流体	Fluid	过滤压缩空气 Filtered compressed air							
环境及流体温度	Ambient and Fluid Temperature	-5~60°C (未冻结 No freezing)							
工作压力范围	Operating Pressure (MPa)	0.1~1.0							
保证耐压力	Proof Pressure (MPa)	1.5							
活塞速度	Piston Speed	30~800 mm/s					30~500 mm/s		
缓冲	Cushion	可调缓冲 Adjustable cushion							

ISO15552标准气缸 ISO15552 Air Cylinder KCP95 (Ø32~Ø125)

缸径	Bore (mm)	32	40	50	63	80	100	125
标准行程	Standard Stroke (mm)	25~500	25~500	25~600	25~600	25~800	25~800	25~800
接管口径	Port Size	G1/8"	G1/4"	G1/4"	G3/8"	G3/8"	G1/2"	G1/2"
动作形式	Action	双动 Double acting						
流体	Fluid	过滤压缩空气 Filtered compressed air						
环境及流体温度	Ambient and Fluid Temperature	-5~60°C (未冻结 No freezing)						
工作压力范围	Operating Pressure (MPa)	0.05~1.0						
保证耐压力	Proof Pressure (MPa)	1.5						
活塞速度	Piston Speed	50~1000 mm/s						
缓冲	Cushion	气缓冲 Air cushion						

ISO15552标准气缸 ISO15552 Air Cylinder KC95 (Ø160~Ø320)

缸径	Bore (mm)	160	200	250	320
标准行程	Standard Stroke (mm)	25~1500			
接管口径	Port Size	G3/4"	G3/4"	G1"	G1"
动作形式	Action	双动 Double acting			
流体	Fluid	过滤压缩空气 Filtered compressed air			
环境及流体温度	Ambient and Fluid Temperature	-5~60°C (未冻结 No freezing)			
工作压力范围	Operating Pressure (MPa)	0.1~0.9			
保证耐压力	Proof Pressure (MPa)	1.35			
活塞速度	Piston Speed	50~800 mm/s			
缓冲	Cushion	气缓冲 Air cushion			

注: Ø320不适配磁性开关
Note: Ø320 is not applicable for auto switch.

薄型气缸 Compact Air Cylinder

ISO21287薄型气缸 ISO21287 Compact Air Cylinder ADN/AEN (Ø12~Ø100)

缸径	Bore (mm)	12	16	20	25	32	40	50	63	80	100	125
标准行程	Standard Stroke (mm)	5~50	5~75	5~100	5~150	5~200		5~250		5~300		
接管口径	Port Size	M5×0.8				G1/8"						G1/4"
动作形式	Action	双动, 单动 Double acting, single acting										
流体	Fluid	过滤压缩空气 Filtered compressed air										
环境及流体温度	Ambient and Fluid Temperature	-5~60°C (未冻结 No freezing)										
工作压力范围	Operating Pressure (MPa)	0.1~1.0 (双动 Double acting) 0.2~1.0 (单动 Single acting)										
保证耐压力	Proof Pressure (MPa)	1.5										
活塞速度	Piston Speed (mm/s)	30~500 mm/s (双动 Double acting) 50~500 mm/s (单动 Single acting)										
缓冲	Cushion	橡胶缓冲 Rubber bumper, 气缓冲 Air cushion										

薄型气缸 Compact Air Cylinder KCQ2 (Ø12~Ø100)

缸径	Bore (mm)	12	16	20	25	32	40	50	63	80	100
标准行程	Standard Stroke (mm)	5~30		5~50		5~100		10~100			
长行程	Long Stroke(mm)	-				125~300					
接管口径	Port Size Rc(PT)	M5×0.8				1/8"		1/4"		3/8"	
动作形式	Action	双动, 单动 Double acting, single acting									
流体	Fluid	过滤压缩空气 Filtered compressed air									
环境及流体温度	Ambient and Fluid Temperature	-5~60°C (未冻结 No freezing)									
工作压力范围	Operating Pressure (MPa)	0.05~1.0									
保证耐压力	Proof Pressure (MPa)	1.5									
活塞速度	Piston Speed	50~500 mm/s									
缓冲	Cushion	橡胶缓冲 Rubber bumper									

大缸径薄型气缸 Large Bore Size Compact Air Cylinder KCQ2 (Ø125~Ø200)



缸径	Bore (mm)	125	140	160	200
标准行程	Standard Stroke (mm)	10~300			
接管口径	Port Size Rc(PT)	3/8"			1/2"
动作形式	Action	双动 Double acting			
流体	Fluid	过滤压缩空气 Filtered compressed air			
环境及流体温度	Ambient and Fluid Temperature	-5~60°C (未冻结 No freezing)			
工作压力范围	Operating Pressure (MPa)	0.05~1.0			0.05~0.7
保证耐压力	Proof Pressure (MPa)	1.5			1.05
活塞速度	Piston Speed	50~500 mm/s			20~400 mm/s
缓冲	Cushion	橡胶缓冲 Rubber bumper			

薄型气缸 Compact Air Cylinder SDA (Ø12~Ø100)



缸径	Bore (mm)	12	16	20	25	32	40	50	63	80	100
标准行程	Standard Stroke (mm)	5~60		5~100	5~130						
接管口径	Port Size Rc(PT)	M5×0.8				1/8"		1/4"		3/8"	
动作形式	Action	双动, 单动 Double acting, single acting									
流体	Fluid	过滤压缩空气 Filtered compressed air									
环境及流体温度	Ambient and Fluid Temperature	-5~60°C (未冻结 No freezing)									
工作压力范围	Operating Pressure (MPa)	0.1~1.0 (双动 Double acting)									
保证耐压力	Proof Pressure (MPa)	1.5									
活塞速度	Piston Speed	30~500 mm/s (双动 Double acting)									
缓冲	Cushion	橡胶缓冲 Rubber bumper									

导杆气缸 Guide Air Cylinder

导杆型薄型气缸 Guide Compact Air Cylinder KCQM (Ø12~Ø100)

缸径	Bore (mm)	12	16	20	25	32	40	50	63	80	100
标准行程	Standard Stroke (mm)	5~30		5~50		5~100		10~100			
接管口径	Port Size Rc(PT)	M5×0.8				1/8"		1/4"		3/8"	
动作形式	Action	双动 Double acting									
流体	Fluid	过滤压缩空气 Filtered compressed air									
环境及流体温度	Ambient and Fluid Temperature	-5~60°C (未冻结 No freezing)									
工作压力范围	Operating Pressure (MPa)	0.12~1.0		0.1~1.0							
保证耐压力	Proof Pressure (MPa)	1.5									
活塞速度	Piston Speed	50~500 mm/s						50~300 mm/s			
缓冲	Cushion	橡胶缓冲 Rubber bumper									
杆不回转精度	Rod Non-rotating Accuracy	±0.2°		±0.1°							

导杆气缸 Guide Air Cylinder KMGJ (Ø6, Ø10)

缸径	Bore (mm)	6	10
标准行程	Standard Stroke (mm)	5 10 15	5 10 15 20
接管口径	Port Size Rc(PT)	M3x0.5	
动作形式	Action	双动 Double acting	
流体	Fluid	过滤压缩空气 Filtered compressed air	
环境及流体温度	Ambient and Fluid Temperature	-5~60°C (未冻结 No freezing)	
工作压力范围	Operating Pressure (MPa)	0.15~0.7	
保证耐压力	Proof Pressure (MPa)	1.05	
活塞速度	Piston Speed	50~500 mm/s	
缓冲	Cushion	橡胶缓冲 Rubber bumper	

导杆气缸 Guide Air Cylinder KMGPM/L (Ø12~Ø63)

缸径	Bore (mm)	12	16	20	25	32	40	50	63
标准行程	Standard Stroke (mm)	10~100		20~200			25~200		
接管口径	Port Size Rc(PT)	M5×0.8		1/8"	1/8"	1/8"	1/8"	1/4"	1/4"
动作形式	Action	双动 Double acting							
流体	Fluid	过滤压缩空气 Filtered compressed air							
环境及流体温度	Ambient and Fluid Temperature	-5~60°C (未冻结 No freezing)							
工作压力范围	Operating Pressure (MPa)	0.1~1.0							
保证耐压力	Proof Pressure (MPa)	1.5							
活塞速度	Piston Speed	50~500 mm/s							
缓冲	Cushion	橡胶缓冲 Rubber bumper							

导杆气缸 Guide Air Cylinder KMGGM/L (Ø20~Ø100)

缸径	Bore (mm)	20	25	32	40	50	63	80	100
标准行程	Standard Stroke (mm)	75~200	75~300						
长行程	Long Stroke (mm)	~400	~500	~600	~800	~1000	~1100	~1200	~1300
接管口径	Port Size Rc(PT)	1/8"	1/8"	1/8"	1/8"	1/4"	1/4"	3/8"	1/2"
动作形式	Action	双动 Double acting							
流体	Fluid	过滤压缩空气 Filtered compressed air							
环境及流体温度	Ambient and Fluid Temperature	-5~60°C (未冻结 No freezing)							
工作压力范围	Operating Pressure (MPa)	0.15~1.0							
保证耐压力	Proof Pressure (MPa)	1.5							
活塞速度	Piston Speed	50~500 mm/s							
缓冲 (基本气缸)	Cushion (Basic Cylinder)	橡胶缓冲 Rubber bumper							
缓冲 (导杆部分)	Cushion (Guide Unit)	内置油压缓冲器(2个) Built-in shock absorbers (2 pcs.)							

双缸气缸 Dual Rod Air Cylinder

薄型双缸气缸 Compact Dual Rod Air Cylinder KCXSJM/L (Ø6~Ø32)



缸径	Bore (mm)	6	10	15	20	25	32
标准行程	Standard Stroke (mm)	10~50	10~75	10~100	10~100	10~100	10~100
接管口径	Port Size Rc(PT)	M3x0.5	M5×0.8	M5×0.8	M5×0.8	M5×0.8	1/8"
动作形式	Action	双动 Double acting					
流体	Fluid	过滤压缩空气 Filtered compressed air					
环境及流体温度	Ambient and Fluid Temperature	-5~60°C (未冻结 No freezing)					
工作压力范围	Operating Pressure (MPa)	0.15~0.7	0.1~0.7		0.05~0.7		
保证耐压力	Proof Pressure (MPa)	1.05					
活塞速度	Piston Speed	30~800 mm/s		30~700 mm/s		30~600 mm/s	
缓冲	Cushion	橡胶缓冲 Rubber bumper					

双缸气缸 Dual Rod Air Cylinder KCXSM/L (Ø10~Ø32)

缸径	Bore (mm)	10	15	20	25	32
标准行程	Standard Stroke (mm)	10~75	10~100	10~100	10~100	10~100
接管口径	Port Size Rc(PT)	M5×0.8	M5×0.8	M5×0.8	1/8"	1/8"
动作形式	Action	双动 Double acting				
流体	Fluid	过滤压缩空气 Filtered compressed air				
环境及流体温度	Ambient and Fluid Temperature	-5~60°C (未冻结 No freezing)				
工作压力范围	Operating Pressure (MPa)	0.1~0.7		0.05~0.7		
保证耐压力	Proof Pressure (MPa)	1.0				
活塞速度	Piston Speed	30~600 mm/s				
缓冲	Cushion	橡胶缓冲 Rubber bumper				

双出杆双缸气缸 Dual Rod Air Cylinder /Double Rod KCXSW (Ø10~Ø25)

缸径	Bore (mm)	10	15	20	25
标准行程	Standard Stroke (mm)	10~100	10~150	10~150	10~150
接管口径	Port Size Rc(PT)	M5×0.8	M5×0.8	M5×0.8	1/8"
动作形式	Action	双动 Double acting			
流体	Fluid	过滤压缩空气 Filtered compressed air			
环境及流体温度	Ambient and Fluid Temperature	-5~60°C (未冻结 No freezing)			
工作压力范围	Operating Pressure (MPa)	0.15~0.7		0.1~0.7	
保证耐压力	Proof Pressure (MPa)	1.0			
活塞速度	Piston Speed	50~500 mm/s			
缓冲	Cushion	橡胶缓冲 Rubber bumper			

双缸气缸 Dual Rod Air Cylinder TN (Ø10~Ø32)



缸径	Bore (mm)	10	16	20	25	32
标准行程	Standard Stroke (mm)	10~100	10~200	10~200	10~200	10~200
接管口径	Port Size Rc(PT)	M5×0.8	M5×0.8	M5×0.8	M5×0.8	1/8"
动作形式	Action	双动 Double acting				
流体	Fluid	过滤压缩空气 Filtered compressed air				
环境及流体温度	Ambient and Fluid Temperature	-5~60°C (未冻结 No freezing)				
工作压力范围	Operating Pressure (MPa)	0.1~1.0				
保证耐压力	Proof Pressure (MPa)	1.5				
活塞速度	Piston Speed	30~500 mm/s				
缓冲	Cushion	橡胶缓冲 Rubber bumper				
调整行程	Adjustable Stroke (mm)	-10~0				
杆不回转精度	Rod Non-rotating Accuracy	±0.4°	±0.3°			

小型自由安装气缸 Mini Free Mount Air Cylinder KCUJ (Ø6~Ø20)

缸径	Bore (mm)	6	8	10	12	16	20
标准行程(双动)	Standard Stroke (mm) (Double Acting)	4~30	4~30	4~30	5~30	5~30	5~50
接管口径	Port Size Rc(PT)	M3×0.5	M3×0.5	M3×0.5	M3×0.5	M3×0.5	M5×0.8
动作形式	Action	双动, 单动 Double acting, single acting					
流体	Fluid	过滤压缩空气 Filtered compressed air					
环境及流体温度	Ambient and Fluid Temperature	-5~60°C (未冻结 No freezing)					
工作压力范围	Operating Pressure (MPa)	0.3~0.7	0.3~0.7	0.2~0.7	0.25~0.7	0.25~0.7	0.18~0.7
保证耐压力	Proof Pressure (MPa)	1.05					
活塞速度	Piston Speed	50~500 mm/s					
缓冲	Cushion	橡胶缓冲 Rubber bumper					

自由安装气缸 Free Mount Air Cylinder KCU (Ø6~Ø32)

缸径	Bore (mm)	6	10	16	20	25	32
标准行程(双动)	Standard Stroke (mm) (Double Acting)	5~60	5~60	5~60	5~100	5~100	5~100
接管口径	Port Size Rc(PT)	M5×0.8	M5×0.8	M5×0.8	M5×0.8	M5×0.8	1/8"
动作形式	Action	双动, 单动 Double acting, single acting					
流体	Fluid	过滤压缩空气 Filtered compressed air					
环境及流体温度	Ambient and Fluid Temperature	-5~60°C (未冻结 No freezing)					
工作压力范围	Operating Pressure (MPa)	0.05~0.7					
保证耐压力	Proof Pressure (MPa)	1.05					
活塞速度	Piston Speed	50~500 mm/s					
缓冲	Cushion	橡胶缓冲 Rubber bumper					

平板式气缸 Plate Air Cylinder KMUB (Ø25~Ø63)

缸径	Bore (mm)	25	32	40	50	63
标准行程	Standard Stroke (mm)	5~300				
接管口径	Port Size Rc(PT)	M5x0.8	1/8"	1/8"	1/4"	1/4"
动作形式	Action	双动 Double acting				
流体	Fluid	过滤压缩空气 Filtered compressed air				
环境及流体温度	Ambient and Fluid Temperature	-5~60°C (未冻结 No freezing)				
工作压力范围	Operating Pressure (MPa)	0.05~0.7				
保证耐压力	Proof Pressure (MPa)	1.05				
活塞速度	Piston Speed	50~500 mm/s				
杆不回转精度	Rod Non-rotating Accuracy	±1°	±0.8°	±0.5°	±0.5°	±0.5°
缓冲	Cushion	橡胶缓冲 Rubber bumper				

旋转气缸 (齿轮齿条式) Rotary Table (Rack & Pinion Style) KMSQB (10~200)



尺寸	Size (mm)	10	20	30	50	70	100	200
接管口径	Port Size Rc(PT)	M5×0.8	M5×0.8	1/8"	1/8"	1/8"	1/8"	1/8"
活塞直径	Piston Diameter (mm)	15	18	21	25	28	32	40
流体	Fluid	过滤压缩空气 Filtered compressed air						
环境及流体温度	Ambient and Fluid Temperature	0~60°C (未凝结 No condensation)						
工作压力范围	Operating Pressure (MPa) 调整螺丝 Adjusting bolt/ 油压缓冲器Shock absorber	0.1~1.0/ 0.1~0.6						
旋转角度范围	Rotation Angle Range	0°~190°						
缓冲	Cushion 调整螺丝 Adjusting bolt/ 油压缓冲器Shock absorber	橡胶缓冲 Rubber bumper/ 油压缓冲器 Shock absorber						

叶片式摆动气缸 Vane Type Rotary Actuator KCRB2 (10~40)

尺寸	Size (mm)		10	15	20	30	40
接管口径	Port Size Rc(PT)		M3×0.5		M5×0.8		
流体	Fluid		过滤压缩空气 Filtered compressed air				
环境及流体温度	Ambient and Fluid Temperature		5~60°C				
工作压力范围	Operating Pressure (MPa)		0.2~0.7	0.15~0.7		0.15~1.0	
摆动角度	Rotating Angle	单叶片式 Single Vane Type	90°, 180°, 270°				
		双叶片式 Double Vane Type	90°, 100°				

旋转夹紧气缸 Rotary Clamp Air Cylinder KMK (Ø12~Ø63)

缸径	Bore (mm)	12	16	20	25	32	40	50	63
夹紧行程	Clamp Stroke (mm)	10, 20, 30				10, 20, 30, 50			
回转行程	Rotary Stroke (mm)	7.5		9.5		15		19	
回转角度	Rotary Angle	90°±10°							
回转方向	Rotary Direction	L: 逆时针左旋 Counterclockwise, R: 顺时针右旋 Clockwise							
接管口径	Port Size Rc(PT)	M5×0.8				1/8"		1/4"	
动作形式	Action	双动 Double acting							
流体	Fluid	过滤压缩空气 Filtered compressed air							
环境及流体温度	Ambient and Fluid Temperature	-5~60°C (未冻结 No freezing)							
工作压力范围	Operating Pressure (MPa)	0.1~1.0							0.1~0.6
保证耐压力	Proof Pressure (MPa)	1.5							
活塞速度	Piston Speed	50~200 mm/s							
杆不回转精度	Rod Non-rotating Accuracy	±1.4°		±1.2°		±0.9°		±0.7°	
缓冲	Cushion	橡胶缓冲 Rubber bumper							

转角气缸 Rotary Clamp Air Cylinder ACK (Ø25~Ø63)

缸径	Bore (mm)	25	32	40	50	63
总行程	Total Stroke (mm)	26		27	29	
回转角度	Rotary Angle	90°, 180°				
回转方向	Rotary Direction	L: 逆时针左旋 Counterclockwise, R: 顺时针右旋 Clockwise				
接管口径	Port Size Rc(PT)	M5×0.8	1/8"			
动作形式	Action	双动 Double acting				
流体	Fluid	过滤压缩空气 Filtered compressed air				
环境及流体温度	Ambient and Fluid Temperature	-5~60°C (未冻结 No freezing)				
工作压力范围	Operating Pressure (MPa)	0.15~1.0				
保证耐压力	Proof Pressure (MPa)	1.5				
活塞速度	Piston Speed	50~200 mm/s				

磁耦式无杆气缸 Magnetically Coupled Rodless Air Cylinder KCY3B (Ø15~Ø40)

缸径	Bore (mm)	15	20	25	32	40
标准行程	Standard Stroke (mm)	50~500	100~800			100~1000
接管口径	Port Size Rc(PT)	M5×0.8	1/8"			1/4"
动作形式	Action	双动 Double acting				
流体	Fluid	过滤压缩空气 Filtered compressed air				
环境及流体温度	Ambient and Fluid Temperature	-5~60°C (未冻结 No freezing)				
工作压力范围	Operating Pressure (MPa)	0.16~0.7		0.15~0.7		
保证耐压力	Proof Pressure (MPa)	1.05				
磁性保持力	Magnet Holding Force (N)	137	231	363	588	922
活塞速度	Piston Speed	50~500 mm/s				
缓冲	Cushion	橡胶缓冲 Rubber bumper				

磁耦式无杆气缸 (直接安装) Magnetically Coupled Rodless Air Cylinder (Direct Mounting) KCY3R (Ø6~Ø63)

缸径	Bore (mm)	6	10	15	20	25	32	40	50	63
标准行程	Standard Stroke (mm)	50~200	50~300	50~500	100~800			100~1000		
接管口径	Port Size Rc(PT)	M3x0.5	M5x0.8		1/8"			1/4"		
动作形式	Action	双动 Double acting								
流体	Fluid	过滤压缩空气 Filtered compressed air								
环境及流体温度	Ambient and Fluid Temperature	-5~60°C (未冻结 No freezing)								
工作压力范围	Operating Pressure (MPa)	0.16~0.7				0.15~0.7	0.14~0.7	0.12~0.7		
保证耐压力	Proof Pressure (MPa)	1.05								
磁性保持力	Magnet Holding Force (N)	19.6	53.9	137	231	363	588	922	1471	2256
活塞速度	Piston Speed	50~500 mm/s								
缓冲	Cushion	橡胶缓冲 Rubber bumper								

磁耦式无杆气缸 (滑动轴承) Magnetically Coupled Rodless Air Cylinder (Slide Bearing) KCY1S (Ø6~Ø40)



缸径	Bore (mm)	6	10	15	20	25	32	40
标准行程	Standard Stroke (mm)	50~200	50~300	50~500	100~800			100~1000
接管口径	Port Size Rc(PT)	M3x0.5	M5x0.8		1/8"			1/4"
动作形式	Action	双动 Double acting						
流体	Fluid	过滤压缩空气 Filtered compressed air						
环境及流体温度	Ambient and Fluid Temperature	-5~60°C (未冻结 No freezing)						
工作压力范围	Operating Pressure (MPa)	0.18~0.7						
保证耐压力	Proof Pressure (MPa)	1.05						
磁性保持力	Magnet Holding Force (N)	19.6	53.9	137	231	363	588	922
活塞速度	Piston Speed	50~400 mm/s						
缓冲	Cushion	橡胶缓冲 Rubber bumper						

滑台气缸 (交叉滚柱导轨) Air Slide Table (Cross Roller Guide) KMXS (Ø6~Ø25)

缸径	Bore (mm)	6	8	12	16	20	25
标准行程	Standard Stroke (mm)	10~50	10~75	10~100	10~125	10~150	10~150
接管口径	Port Size Rc(PT)	M3×0.5	M5×0.8	M5×0.8	M5×0.8	1/8"	1/8"
动作形式	Action	双动 Double acting					
流体	Fluid	过滤压缩空气 Filtered compressed air					
环境及流体温度	Ambient and Fluid Temperature	-5~60°C (未冻结 No freezing)					
工作压力范围	Operating Pressure (MPa)	0.15~0.7					
保证耐压力	Proof Pressure (MPa)	1.05					
活塞速度	Piston Speed	50~500 mm/s					
缓冲	Cushion	橡胶缓冲(标准) Rubber bumper (Standard), 油压缓冲器(可选) Shock absorber (Option)					

滑台气缸 (小型) Air Slide Table (Compact) KMXH (Ø6~Ø20)

缸径	Bore (mm)	6	10	16	20
标准行程	Standard Stroke (mm)	5~60			
接管口径	Port Size Rc(PT)	M5×0.8	M5×0.8	M5×0.8	M5×0.8
动作形式	Action	双动 Double acting			
流体	Fluid	过滤压缩空气 Filtered compressed air			
环境及流体温度	Ambient and Fluid Temperature	-5~60°C (未冻结 No freezing)			
最低使用压力	Min. Operating Pressure (MPa)	0.15	0.06		0.05
最高使用压力	Max. Operating Pressure (MPa)	0.7			
保证耐压力	Proof Pressure (MPa)	1.05			
活塞速度	Piston Speed	50~500 mm/s			
缓冲	Cushion	橡胶缓冲 Rubber bumper			

滑台气缸 (循环直线导轨) Air Slide Table (Recirculating Linear Guide) KMXQ (Ø6~Ø25)



缸径	Bore (mm)	6	8	12	16	20	25
标准行程	Standard Stroke (mm)	10~50	10~75	10~100	10~125	10~150	10~150
接管口径	Port Size Rc(PT)	M5×0.8	M5×0.8	M5×0.8	M5×0.8	1/8"	1/8"
动作形式	Action	双动 Double acting					
流体	Fluid	过滤压缩空气 Filtered compressed air					
环境及流体温度	Ambient and Fluid Temperature	-5~60°C (未冻结 No freezing)					
工作压力范围	Operating Pressure (MPa)	0.15~0.7					
保证耐压力	Proof Pressure (MPa)	1.05					
活塞速度	Piston Speed	50~500 mm/s					
缓冲	Cushion	橡胶缓冲(标准) Rubber bumper (Standard), 油压缓冲器(可选) Shock absorber (Option)					

角度开闭气爪 Angular Style Air Gripper KMHC2 (Ø10~Ø25)

缸径	Bore (mm)		10	16	20	25
开闭角度	Opening/Closing Angle		-10°~30°			
接管口径	Port Size Rc(PT)		M3×0.5	M5×0.8	M5×0.8	M5×0.8
动作形式	Action		双动, 单动 Double acting, single acting			
流体	Fluid		过滤压缩空气 Filtered compressed air			
环境及流体温度	Ambient and Fluid Temperature		-5~60°C (未冻结 No freezing)			
工作压力范围	Operating Pressure (MPa)	双动 Double acting	0.1~0.6			
		单动 Single acting	0.25~0.6			
最高动作频率	Max. Operating Frequency		180 c.p.m.			

角度开闭气爪 Angular Style Air Gripper KMHC2M (Ø12~Ø32)

缸径	Bore (mm)	12	16	20	25	32
开闭角度	Opening/Closing Angle	-10°~30°				
接管口径	Port Size Rc(PT)	M3×0.5	M5×0.8	M5×0.8	M5×0.8	M5×0.8
动作形式	Action	双动 Double acting				
流体	Fluid	过滤压缩空气 Filtered compressed air				
环境及流体温度	Ambient and Fluid Temperature	-5~60°C (未冻结 No freezing)				
工作压力范围	Operating Pressure (MPa)	0.15~0.7				
最高动作频率	Max. Operating Frequency	180 c.p.m.				

180°角度开闭气爪 180° Angular Style Air Gripper KMHY2 (Ø10~Ø25)

缸径	Bore (mm)	10	16	20	25
开闭角度	Opening/Closing Angle	-3°~180°			
接管口径	Port Size Rc(PT)	M5×0.8			
动作形式	Action	双动 Double acting			
流体	Fluid	过滤压缩空气 Filtered compressed air			
环境及流体温度	Ambient and Fluid Temperature	-5~60°C (未冻结 No freezing)			
工作压力范围	Operating Pressure (MPa)	0.1~0.6			
最高动作频率	Max. Operating Frequency	60 c.p.m.			

平行开闭气爪 Parallel Style Air Gripper KMHZ2 (Ø6~Ø40)

缸径	Bore (mm)	6	10	16	20	25	32	40
开闭行程	Stroke (mm)	4	4	6	10	14	22	30
接管口径	Port Size Rc(PT)	M3×0.5	M3×0.5	M5×0.8	M5×0.8	M5×0.8	M5×0.8	M5×0.8
动作形式	Action	双动, 单动 Double acting, single acting						
流体	Fluid	过滤压缩空气 Filtered compressed air						
环境及流体温度	Ambient and Fluid Temperature	-5~60°C (未冻结 No freezing)						
工作压力范围	Operating Pressure (MPa)	双动 Double acting 0.2~0.7	双动 Double acting: 0.1~0.7					
		单动 Single acting 0.35~0.7	单动 Single acting: 0.25~0.7					
最高动作频率	Max. Operating Frequency	180 c.p.m.						60 c.p.m.
重复精度	Repeatability	±0.01						±0.02

平行开闭三爪气爪 3-Finger Parallel Style Air Gripper KMHS3 (Ø16~Ø125)

缸径	Bore (mm)		16	20	25	32	40	50	63	80	100	125
开闭行程	Stroke (mm)		4	4	6	8	8	12	16	20	24	32
*有效夹持力	Effective Gripping Force (N)	开侧 External	14	25	42	74	118	187	335	500	750	1270
		闭侧 Internal	16	28	47	82	130	204	359	525	780	1320
接管口径	Port Size Rc(PT)		M3×0.5	M5×0.8						1/8"	1/4"	3/8"
动作形式	Action		双动 Double acting									
流体	Fluid		过滤压缩空气 Filtered compressed air									
环境及流体温度	Ambient and Fluid Temperature		-5~60°C (未冻结 No freezing)									
工作压力范围	Operating Pressure (MPa)		0.2~0.6				0.1~0.6					
最高动作频率	Max. Operating Frequency		120 c.p.m.				60 c.p.m.				30 c.p.m.	
重复精度	Repeatability		±0.01									

*注: 压力0.5 MPa, 夹持点在距离L=20 mm (Ø16~Ø25), L=30 mm (Ø32~Ø63), L=50 mm (Ø80~Ø125)时的数值。
*Note: Measuring when pressure at 0.5 MPa and gripping point L=20 mm (Ø16~Ø25), L=30 mm (Ø32~63), L=50 mm (Ø80~Ø125).

宽型气爪 Wide Opening Air Gripper KMHL2 (Ø10~Ø40)

缸径	Bore (mm)	10			16			20			25			32			40		
开闭行程	Stroke (mm)	20	40	60	30	60	80	40	80	100	50	100	120	70	120	160	100	160	200
闭合宽度	Closed Width (mm)	56	78	96	68	110	130	82	142	162	100	182	200	150	198	242	188	246	286
打开宽度	Open Width (mm)	76	117	156	98	170	210	122	222	262	150	282	320	220	318	402	288	406	486
接管口径	Port Size Rc(PT)	M5×0.8			M5×0.8			M5×0.8			M5×0.8			1/8"			1/8"		
动作形式	Action	双动 Double acting																	
流体	Fluid	过滤压缩空气 Filtered compressed air																	
环境及流体温度	Ambient and Fluid Temperature	-5~60°C (未冻结 No freezing)																	
使用压力范围	Operating Pressure (MPa)	0.15~0.6			0.1~0.6														
最高动作频率	Max. Operating Frequency (c.p.m.)	60	40	40	60	40	40	60	40	40	60	40	40	30	20	20	30	20	20
重复精度	Repeatability	±0.01																	

薄型气爪 Low Profile Air Gripper KMHF2 (Ø8~Ø20)

缸径	Bore (mm)	8			12			16			20		
开闭行程	Stroke (mm)	8	16	32	12	24	48	16	32	64	20	40	80
接管口径	Port Size Rc(PT)	M3×0.5			M5×0.8			M5×0.8			M5×0.8		
动作形式	Action	双动 Double acting											
流体	Fluid	过滤压缩空气 Filtered compressed air											
环境及流体温度	Ambient and Fluid Temperature	-5~60°C (未冻结 No freezing)											
使用压力范围	Operating Pressure (MPa)	0.15~0.7			0.1~0.7								
最高动作频率	Max. Operating Frequency (c.p.m.)	120	120	60	120	120	60	120	120	60	120	120	60
重复精度	Repeatability	±0.05											

磁性开关
Auto Switches
D-M9BK

适用气缸	Applicable Cylinders	KCJP2, KCJ2, KCM2, KCM2R, KC85, MA, MAL, KCG1, KMB, KCA1, KCS1, SC, SU, KCP95, KC95, SI, SIL, KCQ2 (Ø12~Ø100), KCQ2 (Ø140~Ø200), ADN/AEN, KCQM, KMGPM/L, KMGGM/L, KCXSJM/L, KCXSM/L, KCXSW, KCU, KMUB (ST>10 mm), KCY3R, KCY1S, KMXS, KMXQ, KMXH, KMSQB, KCRB2, KMK, KMHC2, KMHC2M, KMHY2, KMHZ2, KMHS3, KMHL2, KMHF2
开关型式	Switch Type	电子式常开型 Solid state N.O.
接点型式	Inducing Switch Type	两线式无接点 2-wire, No sensor
使用电压范围	Voltage Range	10~30V DC
使用温度范围	Temperature Range	-10~70°C
功率	Power	≤3W
压降	Voltage Drop	≤2.65 V @100 mA
感应灵敏度 (高斯)	Induction Delicacy Degree (Gauss)	60~800
防护等级	Enclosure	IP67 (EN60529)

鱼眼接头
Female Rod Ends Joint
PHS

特性:
- 杆端为右旋(PHS)或左旋(PHSL)的内螺纹连接
- 外圈球面镶青铜衬垫
- 杆端体表面镀锌, 有润滑油孔或注油嘴

Features:
- Right-hand (PHS) or left hand (PHSL) female thread connection at rod end.
- Outer race lined with bronze liner.
- Surface of rod body zinc plated, rod body with a lubricating hole or grease nipple.

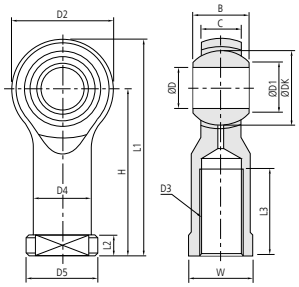

型号 Model	尺寸 Dimensions (mm)														负荷 Load (KN)	
	B	C	D	D1	D2	D3	D4	D5	DK	H	L1	L2	L3	W	动 Dynamic	静 Static
PHS 4-M4x0.7	7	5.25	4	6.5	16	M4×0.7	8	9.5	9.525	24	31	4	8	8	3.0	5.0
PHS 5-M5x0.8	8	6	5	7.70	18	M5×0.8	8.5	11	11.11	27	35	4	10	9	3.25	5.70
PHS 6-M6x1.0	9	6.75	6	8.96	20	M6×1.0	10	13	12.70	30	39	5	12	11	4.3	7.20
PHS 8-M8x1.25	12	9	8	10.4	24	M8×1.25	12.5	16	15.875	36	47	5	16	14	7.2	11.6
PHS 10-M10x1.5	14	10.5	10	12.9	28	M10×1.5	15	19	19.05	43	56	6.5	20	17	10	14.5
PHS 10-M10x1.25	14	10.5	10	12.9	28	M10×1.25	15	19	19.05	43	56	6.5	20	17	10	14.5
PHS 12-M12x1.75	16	12	12	15.4	32	M12×1.75	17.5	22	22.225	50	65	6.5	22	19	13.4	17
PHS 12-M12x1.25	16	12	12	15.4	32	M12×1.25	17.5	22	22.225	50	65	6.5	22	19	13.4	17
PHS 14-M14x2.0	19	13.5	14	16.9	36	M14×2.0	20	25	25.40	57	74	8	25	22	17	24
PHS 14-M14x1.5	19	13.5	14	16.9	36	M14×1.5	20	25	25.40	57	74	8	25	22	17	24
PHS 16-M16x2.0	21	15	16	19.4	40	M16×2.0	22	27	28.575	64	84	8	28	22	21.6	28.5
PHS 16-M16x1.5	21	15	16	19.4	40	M16×1.5	22	27	28.575	64	84	8	28	22	21.6	28.5
PHS 18-M18x1.5	23	16.5	18	21.9	44	M18×1.5	25	31	31.75	71	93	10	32	27	26	42.5
PHS 20-M20x1.5	25	18	20	24.4	46	M20×1.5	27.5	34	34.925	77	100	10	33	30	31.5	42.5
PHS 22-M22x1.5	28	20	22	25.8	54	M22×1.5	30	38	38.10	84	111	12	37	32	38	57
PHS 25-M24x2.0	31	22	25	29.6	60	M24×2.0	33.5	42	42.86	94	124	12	42	36	47.5	68
PHS 28-M27x2.0	35	24	28	32.3	66	M27×2.0	37	46	47.63	103	136	14	48	41	58	75
PHS 30-M30x2.0	37	25	30	34.8	70	M30×2.0	40	50	50.8	110	145	15	51	41	64	88

浮动接头 Floating Joint
KJAT, KJAF

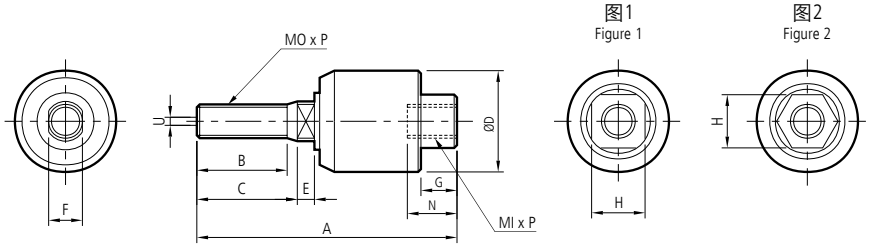

型号 Model	缸径 Bore	MI×P	MO×P	A	B	C	D	E	F	G	H	N	容许误差 Allowable Tolerance U	图号 Figure No.	摇动角度 Rotation Angle
KJA-1004T	8	M4×0.7	M4×0.7	24.5	8	9	12	2	4	4	8	7	0.5	图1 Figure 1	±5°
KJA-1005T	10, 15	M5×0.8	M5×0.8	38	14	15	18	3	5	5	11	9	0.5		
KJA-1006T	15	M6×1.0	M6×1.0	38	14	15	18	3	6	5	11	9	0.5		
KJA-1008T	20	M8×1.25	M8×1.25	50	18	20	24	4	8	7	14	12	0.5		
KJA-1010T	25, 30	(M10×1.25)/1.5	(M10×1.25)/1.5	59	20	22	26	5	10	7	17	14	0.75		
KJA-1014T	40	M14×1.5	M14×1.5	70	21	24	35	7	14	8	22	17	1		
KJA-1018T	50, 63	M18×1.5	M18×1.5	90	26	28	45	9	18	13	28	24	1.25		
KJA-1022T	80	M22×1.5	M22×1.5	103	30	32	55	10	22	16	32	27	2	图2 Figure 2	
KJA-1026T	100	M26×1.5	M26×1.5	130	43	45	61	12	26	19	41	33	2.5		
KJA-1036T	140, 160	(M36×1.5)/2.0	(M36×1.5)/2.0	195	80	82	75	18	36	22	50	41	4		

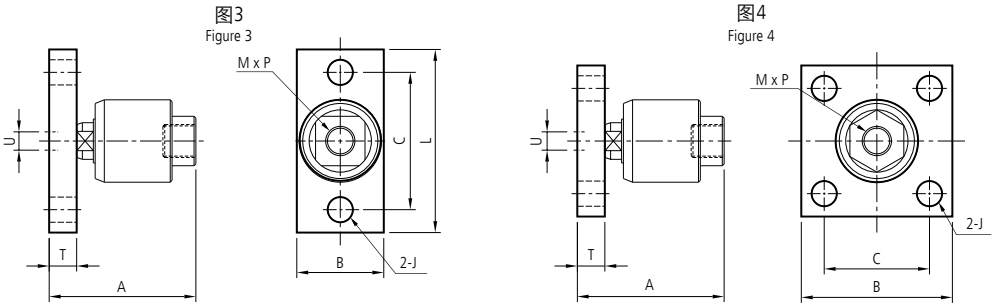

型号 Model	缸径 Bore	M×P	A	B	C	J	L	T	容许误差 Allowable Tolerance U	图号 Figure No.	摇动角度 Rotation Angle
KJA-1008F	20	M8×1.25	38	25	40	7	52	6	0.5	图3 Figure 3	±5°
KJA-1010F	25, 30	M10×1.25	46	32	44	7	56	9	0.75		
KJA-1014F	40	M14×1.5	61	38	60	11	80	12	1		
KJA-1018F	50, 63	M18×1.5	80	74	45	11	-	15	1.25	图4 Figure 4	
KJA-1026F	100	M26×1.5	108	100	70	14	-	21	2.5		
KJA-1030F	125, 140	M30×1.5	117	100	70	14	-	21	2.5		

快速排气阀
Quick Exhaust Valve
KAQ

型号 Model	接管口径 Port Size Rc(PT)	有效截面积 Effective Sectional Area (mm²) 入-出(In-Out)	出-排气(Out-Exhaust)
KAQ2000-02	1/4"	35	40
KAQ3000-03	3/8"	60	70
KAQ4000-04	1/2"	105	115
KAQ5000-06	3/4"	135	180
KAQ5000-10	1"	176	187

管道限流器
In-line Speed Controller
KAS

型号 Model	接管口径 Port Size Rc(PT)	有效截面积 Effective Sectional Area (mm²) 自由流量Free Flow	控制流量Control Flow
KAS2000-01	1/8"	5.2	3.8
KAS2000-02	1/4"	5.2	3.8
KAS4000-02	1/4"	25.5	25.5
KAS4000-03	3/8"	25.5	25.5
KAS4000-04	1/2"	25.5	25.5
KAS5000-04	1/2"	106	116
KAS5000-06	3/4"	123	154
KAS6000-06	3/4"	151	164
KAS6000-10	1"	258	230

油压缓冲器
Shock Absorber
AC

型号 Model	螺纹公称 Thread Size	行程 Stroke (mm)	每次最大吸收能量 Max. Energy Absorption Per Cycle (Nm)	每小时最大吸收能量 Max. Energy Absorption Per Hour (Nm)	最大有效重量 Max. Effective Weight (kg)	最大撞击速度 Max. Impact Speed (m/s)
AC-1412-1	M14x1.5	12	15	36000	8	3
AC-1412-2					50	1.5
AC-1412-3					100	0.8
AC-1416-1		16	20	40000	10	3
AC-1416-2					70	1.5
AC-1416-3					150	0.8
AC-1416-1C				35000	10	3
AC-1416-2C					70	1.5
AC-1416-3C					150	0.8
AC-1425-1		25	25	48000	12	3
AC-1425-2					80	1.5
AC-1425-3					160	0.8
AC-2020-1	M20x1.5	20	40	48000	30	3.5
AC-2020-2					200	2
AC-2020-3					700	1
AC-2030-1		30	50	54000	30	3.5
AC-2030-2					200	2
AC-2030-3					700	1
AC-2050-1		50	60	66000	60	3.5
AC-2050-2					400	2
AC-2050-3					1200	1
AC-2525-1	M25x1.5	25	80	60000	200	4
AC-2525-2					600	2.5
AC-2525-3					1000	1

气管 Tubing

聚氨酯PU管 Polyurethane Tubing (PU) KPU



型号	Model	KPU0425	KPU0604	KPU0805	KPU1065	KPU1208
管外径	Outside Diameter (mm)	4	6	8	10	12
管内径	Inside Diameter (mm)	2.5	4	5	6.5	8
最小弯曲半径	Minimum Bending Radius (mm)	10	15	20	27	35
流体	Fluid	空气 Air				
最高使用压力 (20°C)	Maximum Operating Pressure (20°C)	0.9 MPa				
环境及流体温度	Ambient and Fluid Temperature	-20~60°C				

难燃性双层聚氨酯 TRBU管 Flame Resistant Double Layer (TRBU) TRBU

型号	Model	TRBU0604	TRBU0805	TRBU1065	TRBU1280
内管外径	O.D. of Internal Tubing (mm)	6	8	10	12
内管内径	I.D. of Internal Tubing (mm)	4	5	6.5	8
外层管厚度	Thickness of External Layer (mm)	1	1	1	1
最小弯曲半径	Minimum Bending Radius (mm)	15	20	27	35
流体	Fluid	空气, 水 Air, water			
最高使用压力 (20°C)	Maximum Operating Pressure (20°C)	0.8 MPa			
环境及流体温度	Ambient and Fluid Temperature	-20~60°C (空气 Air), 0~40°C (水 Water)			

尼龙管(尼龙12) Nylon Tubing (Nylon 12) KNY12

型号	Model	KNY12 -0425	KNY12 -0604	KNY12 -0806	KNY12 -1008	KNY12 -1209	KNY12 -1613
管外径	Outside Diameter (mm)	4	6	8	10	12	16
管内径	Inside Diameter (mm)	2.5	4	6	8	9	13
最小弯曲半径	Minimum Bending Radius (mm)	20	40	50	65	70	130
流体	Fluid	空气, 水 Air, water					
最高使用压力 (20°C)	Maximum Operating Pressure (20°C)	需参考特性曲线图 Need to refer to the characteristics graph					
环境及流体温度	Ambient and Fluid Temperature	-40~100°C					

铁氟龙PTFE管 PTFE Tubing PTFE



型号	Model	PTFE -0402	PTFE -0604	PTFE -0806	PTFE -1008	PTFE -1210
管外径	Outside Diameter (mm)	4	6	8	10	12
管内径	Inside Diameter (mm)	2	4	6	8	10
最小弯曲半径	Minimum Bending Radius (mm)	15	35	60	100	130
流体	Fluid	空气, 水, 化学液体等 Air, water, chemical liquid, etc.				
最高使用压力 (20°C)	Maximum Operating Pressure (20°C)	需参考特性曲线图 Need to refer to the characteristics graph				
环境及流体温度	Ambient and Fluid Temperature	-40~200°C				

ARK

金属快插接头 Metal Push-in Fittings/快拧锁母接头 Rapid Fittings/卡套接头 Pipe Joint Fittings

Male Stud MPC

Tube(Metric)-Thread(R)	
MPC03-M3	MPC08-03
MPC03-M5	MPC08-04
MPC04-M5	MPC10-01
MPC04-01	MPC10-02
MPC04-02	MPC10-03
MPC05-M5	MPC10-04
MPC05-01	MPC12-02
MPC05-02	MPC12-03
MPC06-M5	MPC12-04
MPC06-01	MPC14-03
MPC06-02	MPC14-04
MPC08-01	MPC16-03
MPC08-02	MPC16-04

Male Stud Swivel Elbow MPL

Tube(Metric)-Thread(R)	
MPL03-M3	MPL08-03
MPL03-M5	MPL08-04
MPL04-M5	MPL10-01
MPL04-01	MPL10-02
MPL04-02	MPL10-03
MPL05-M5	MPL10-04
MPL05-01	MPL12-02
MPL05-02	MPL12-03
MPL06-M5	MPL12-04
MPL06-01	MPL14-03
MPL06-02	MPL14-04
MPL08-01	MPL16-03
MPL08-02	MPL16-04

Male Stud Branch Tee MPT

Tube(Metric)-Thread(R)	
MPT04-M5	MPT10-01
MPT04-01	MPT10-02
MPT04-02	MPT10-03
MPT05-M5	MPT10-04
MPT05-01	MPT12-01
MPT05-02	MPT12-02
MPT06-M5	MPT12-03
MPT06-01	MPT12-04
MPT06-02	MPT14-03
MPT08-01	MPT14-04
MPT08-02	MPT16-03
MPT08-03	MPT16-04
MPT08-04	

Male Y MPX

Tube(Metric)-Thread(R)	
MPX04-M5	MPX10-01
MPX04-01	MPX10-02
MPX04-02	MPX10-03
MPX05-M5	MPX10-04
MPX05-01	MPX12-01
MPX05-02	MPX12-02
MPX06-M5	MPX12-03
MPX06-01	MPX12-04
MPX06-02	MPX14-03
MPX08-01	MPX14-04
MPX08-02	MPX16-03
MPX08-03	MPX16-04
MPX08-04	

Union Straight MPUC

Tube(Metric)
MPUC03
MPUC04
MPUC05
MPUC06
MPUC08
MPUC10
MPUC12
MPUC14
MPUC16

Union Elbow MPUL

Tube(Metric)
MPUL03
MPUL04
MPUL05
MPUL06
MPUL08
MPUL10
MPUL12
MPUL14
MPUL16

Union Tee MPUT

Tube(Metric)
MPUT03
MPUT04
MPUT05
MPUT06
MPUT08
MPUT10
MPUT12
MPUT14
MPUT16

Union Y MPY

Tube(Metric)
MPY03
MPY04
MPY05
MPY06
MPY08
MPY10
MPY12
MPY14
MPY16

Male Straight RPC

Tube(Metric)-Thread(R)	
RPC-5/3-M5	RPC-10/8-03
RPC-5/3-M6	RPC-10/8-04
RPC-5/3-01	RPC-12/10-03
RPC-6/4-M5	RPC-12/10-04
RPC-6/4-M6	
RPC-6/4-01	
RPC-6/4-02	
RPC-6/4-03	
RPC-8/6-01	
RPC-8/6-02	
RPC-8/6-03	
RPC-10/8-01	
RPC-10/8-02	

Swivel Male Elbow RPL

Tube(Metric)-Thread(R)	
RPL-5/3-M5	RPL-10/8-03
RPL-5/3-M6	RPL-10/8-04
RPL-5/3-01	RPL-12/10-03
RPL-6/4-M5	RPL-12/10-04
RPL-6/4-M6	
RPL-6/4-01	
RPL-6/4-02	
RPL-6/4-03	
RPL-8/6-01	
RPL-8/6-02	
RPL-8/6-03	
RPL-10/8-01	
RPL-10/8-02	

Swivel Male Tee RPT

Tube(Metric)-Thread(R)	
RPT-5/3-M5	RPT-10/8-03
RPT-5/3-M6	RPT-10/8-04
RPT-5/3-01	RPT-12/10-03
RPT-6/4-M5	RPT-12/10-04
RPT-6/4-M6	
RPT-6/4-01	
RPT-6/4-02	
RPT-6/4-03	
RPT-8/6-01	
RPT-8/6-02	
RPT-8/6-03	
RPT-10/8-01	
RPT-10/8-02	

Union Straight RPUC

Tube(Metric)
RPUC-5/3
RPUC-6/4
RPUC-8/6
RPUC-10/8
RPUC-12/10

Elbow RPUL

Tube(Metric)
RPUL-5/3
RPUL-6/4
RPUL-8/6
RPUL-10/8
RPUL-12/10

Tee RPUT

Tube(Metric)
RPUT-5/3
RPUT-6/4
RPUT-8/6
RPUT-10/8
RPUT-12/10

Male Straight (Compact) RCPC

Tube(Metric)
RCPC4/2.5-M5
RCPC4/2.5-M6
RCPC6/4-M5
RCPC6/4-M6

Banjo (Compact) RCPH

Tube(Metric)
RCPH4/2.5-M5
RCPH4/2.5-M6
RCPH6/4-M5
RCPH6/4-M6

Male Straight QPC

Tube(Metric)-Thread(R)
QPC04-01
QPC04-02
QPC06-01
QPC06-02
QPC08-01
QPC08-02
QPC08-03
QPC10-02
QPC10-03
QPC10-04
QPC12-02
QPC12-03
QPC12-04

Male Elbow QPL

Tube(Metric)-Thread(R)
QPL04-01
QPL04-02
QPL06-01
QPL06-02
QPL08-01
QPL08-02
QPL08-03
QPL10-02
QPL10-03
QPL10-04
QPL12-02
QPL12-03
QPL12-04

ARK

卡套接头 Pipe Joint Fittings/管道接头 Pipe Fittings/气动单开闭快速接头 Pneumatic Single Shut-off Couplings

Male Tee QPT	Tube(Metric)-Thread(R)
	QPT04-01
	QPT04-02
	QPT06-01
	QPT06-02
	QPT08-01
	QPT08-02
	QPT08-03
	QPT10-02
	QPT10-03
	QPT10-04
	QPT12-02
	QPT12-03
	QPT12-04



Union Straight QPUC	Tube(Metric)
	QPUC04
	QPUC06
	QPUC08
	QPUC10
	QPUC12

Union Elbow QPUL	Tube(Metric)
	QPUL04
	QPUL06
	QPUL08
	QPUL10
	QPUL12

Union Tee QPUT	Tube(Metric)
	QPUT04
	QPUT06
	QPUT08
	QPUT10
	QPUT12

Straight Male PSM	Thread(R)T1-Thread(R)T2	
	PSM 01-01	PSM 06-02
	PSM 02-02	PSM 08-08
	PSM 02-01	PSM 08-06
	PSM 03-03	PSM 08-04
	PSM 03-02	PSM 08-03
	PSM 03-01	
	PSM 04-04	
	PSM 04-03	
	PSM 04-02	
	PSM 04-01	
	PSM 06-06	
	PSM 06-04	
	PSM 06-03	

Equal Male Stud Elbow PEL	Thread(R)
	PEL 01
	PEL 02
	PEL 03
	PEL 04
	PEL 06
	PEL 08

Equal Female Stud Elbow PFL	Thread(G)
	PFL G01
	PFL G02
	PFL G03
	PFL G04
	PFL G06
	PFL G08

Reduce Male to Female PRMF	Thread(R)T1-Thread(G)T2
	PRMF 02-G01
	PRMF 03-G01
	PRMF 03-G02
	PRMF 04-G01
	PRMF 04-G02
	PRMF 04-G03
	PRMF 06-G02
	PRMF 06-G03
	PRMF 06-G04

Plug POH	Thread(R)
	POH M5
	POH 01
	POH 02
	POH 03
	POH 04
	POH 06
	POH 08

Male Stud Branch Tee PMT	Thread(R)
	PMT 01
	PMT 02
	PMT 03
	PMT 04
	PMT 06
	PMT 08

Equal Female Tee PFT	Thread(R)
	PFT 01
	PFT 02
	PFT 03
	PFT 04
	PFT 06
	PFT 08

Male Barb PHTM	Tube(Metric)-Thread(R)	
	PHTM05-01	PHTM12-03
	PHTM05-02	PHTM12-04
	PHTM07-01	PHTM17-03
	PHTM07-02	PHTM17-04
	PHTM08-01	PHTM18-03
	PHTM08-02	PHTM18-04
	PHTM09-01	
	PHTM09-02	
	PHTM09-03	
	PHTM10-01	
	PHTM10-02	
	PHTM10-03	
	PHTM12-02	

Automatic Coupler With 4 Balls Male Pipe Thread ESM	Part No.	Body Size (in.)	Thread Size BSP	Dimensions (in.) Overall Length	Dimensions (in.) Hex Size	Dimensions (in.) Largest Diameter
				A	B	C
	ESM1-01	1/8	G 1/8	1.37	0.55	0.70
	ESM1-02	1/8	G 1/4	1.45	0.66	0.70
	ESM2-02	1/4	G 1/4	2.55	0.81	0.98
	ESM2-03	1/4	G 3/8	2.58	0.81	0.98

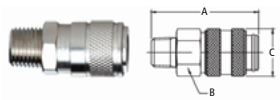

Nipple Male Pipe EPM	Part No.	Body Size (in.)	Thread Size BSP	Dimensions (in.) Overall Length	Dimensions (in.) Exposed Length	Dimensions (in.) Hex Size	Dimensions (in.) Largest Diameter
				D	E	F	G
	EPM1-01	1/8	G 1/8	1.06	0.53	0.43	0.51
	EPM1-02	1/8	G 1/4	1.20	0.67	0.55	0.63
	EPM2-01	1/4	G 1/4	1.77	0.89	0.56	0.72
	EPM2-02	1/4	G 3/8	1.80	0.92	0.69	0.94

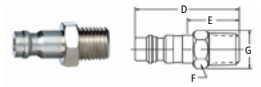

由于产品种类较多，且不断推出新品及改进产品功能，本公司保留根据市场需求更新规格的权利，但不会另行通知。

ARK 2020年8月 出版